EDITION 17 | Jan - Mar 2024

SLS*NOW*

Where Disciplines Meet

MIS Week 2024
September 25-28, 2024

A Publication of the Society of Laparoscopic & Robotic Surgeons

Table of Contents

3 A Message from the Executive Director

4 *JSLS* Article Spotlight

6 Artificial Intelligence in Scholarly Publication

8 Honorary Chair

9 Keynote Speakers

10 MISWeek 2024 Award Recipients

15 Fellowship in Focus

16 MISWeek 2024 Prelliminary Program

24 Renew Your Membership

This Newsletter is Interactive. Look for the

As to Disney properties/artwork: © Disney.

A MESSAGE FROM THE *Executiv Director*

Dr. Raymond Lanzafame, MD, MBA, FACS

Dear Colleagues and Friends,

It is my distinct pleasure to welcome you to the first quarter 2024 issue of SLS*Now*. I would also like to take this opportunity to thank you for being a part of the SLS community and for your support of SLS and its educational mission. Our members and the communities we serve are our most important assets. Being able to engage in networking and dialogue with colleagues and peers from multiple specialties and diverse backgrounds is part of the very fabric of our organization and is something that is unique among professional societies. Please share SLS*Now* with your colleagues and friends who are not yet members and encourage them to join with us as we learn from each other and work to improve our craft and outcomes for our patients. We also welcome your active participation in our activities and are always willing to hear your input and suggestions.

We are entering the second Quarter of 2024 and many of us are hopefully planning for well-deserved time off, sports and recreation and time with family and friends. It is important to have some time to relax and decompress, although admittedly this is not always easy to orchestrate given the demands of clinical practice.

Combining professional development with relaxation is something worth considering and MISWeek 2024 is one way of accomplishing both. This year's meeting will be returning to the Wyndham® Lake Buena Vista Resort at Disney Springs® Resort Area. An exciting program is planned, and registration is now open. SLS*Now* highlights several facets of the program and has information about our honorary chair, keynote speakers, and Excel and Janice Chinnock Wetter award recipients in addition to information about special pricing for Disney attractions and other activities in the area. We sold out our room block last year so don't delay! Register now and reserve your hotel rooms early. We're also accepting abstract submissions for papers, videos, and poster presentations through April 19th. Present your work to our global audience.

This issue also has other useful information about our publications, a statement on the use of artificial intelligence in scholarly publications, fellowship opportunities and more.

Good reading!

Raymond J. Lanzafame, MD, MBA, FACS
Executive Director & Chairman

Article Spotlight

JSLS

JSLS v.27(4); Oct-Dec 2023
PMC10627341

Development of Medical Shark Skin Forceps: Improved Grasping Power and Easy Manipulation

Yuma Takamura, MD, Tetsuro Tominaga, MD, PhD, Rui Zhu, PhD, Ikuo Yamamoto, PhD, Keitaro Matsumoto, MD, PhD, and Takeshi Nagayasu, MD, PhD

Abstract

Background and Objectives: Important safety requirements for forceps used in surgical procedures are the ability to stably grasp fine tissue and to cause minimal tissue damage. Shark skin has the structural feature of circumpolar scales, which increase the frictional force of the scales by roughening their surface. We have developed and patented medical forceps with a shark skin pattern placed on the tip surfaces. The aim of this study was to examine the safety and efficacy of the shark skin forceps compared with existing forceps, both fundamentally and clinically.

Methods: To evaluate gripping power and usability, we compared bead transfer times for each forceps type. Grasping force and frictional force were measured quantitatively and compared among the types. To evaluate safety, we performed pathological examination of lung and urethral tissue after grasping, in an animal experiment. Subjective assessment of user experience was then performed using a questionnaire.

Results: In the dry lab assessment, transfer time was fastest using the shark skin forceps (34 s vs 61 s and 62 s, $p < 0.05$). Frictional force values were highest for the shark skin forceps ($p < 0.05$). In the animal experiment, there was no difference in pathological tissue damage to lung or ureter tissues among the forceps types after grasping. The questionnaire responses indicated advantages of the shark skin forceps in terms of ease of grasping membranes and lower degree of grasp failure.

Conclusion: Forceps with shark skin on the tips showed greater stability of tissue grasping and equivalent safety compared with existing forceps.

In surgical procedures, the slightest error can cause major bleeding leading to postoperative complications and mortality, especially when dissection is performed around blood vessels.1–3 Accordingly, forceps that can grasp fine tissue stably, do not slip, and cause minimal tissue damage are crucial for ensuring safety. Weight and design optimization are also important to prevent fatigue in the surgeon after long hours of surgery, as well as ease of gripping the forceps when wearing surgical gloves. Various forceps have been designed with these requirements in mind and are currently used in clinical practice (e.g. Aesculap®; B Braun, Tokyo, Japan and Scanlan®; Scanlan International, Minnesota, USA). Nevertheless, it is common for surgeons to experience difficulty in intraoperative grasping that results in bleeding.

Shark skin is composed of circumpolar scales that are arranged in an orderly fashion similar to sharp teeth, with fine protrusions and V-shaped grooves.4,5 This structure reduces water resistance and has been used in swimwear design.6 Conversely, the presence of small protruding structures on the dairy scale has been reported to increase the frictional force of the scale by roughening its surface.7,8 We considered that this feature could be applied to the development of an ideal forceps. Accordingly, we have designed and patented a medical forceps that has a shark skin pattern on the tips (Tanaka Medical Instruments, Japan), developed in the Medical-Engineering Hybrid Professional Development Program at the Nagasaki University Graduate School of Biomedical Sciences.

The aim of the study was to examine the safety and efficacy of the shark skin forceps compared to existing forceps, both fundamentally and clinically.

To read more of this article, please **click here.**

JSLS
Journal of
The Society of Laparoscopic & Robotic Surgeons

JSLS, Journal of the Society of Laparoscopic & Robotic Surgeons **is the multispecialty, peer-reviewed journal of the Society of Laparoscopic & Robotic Surgeons.**

JSLS **averaged over 1.47 Million downloads annually over the past 5 years.**

1. Open doors to career advancement opportunities
2. Publishing your clinical experience or research can directly impact patient care by translating your discoveries into clinical practice
3. Collaborate and network with other clinicians and researchers

Special Communication Articles are manuscripts that describe an important issue in clinical medicine, clinical surgery, medical research, medical education, technology, health policy or public health in a scholarly, thorough, well-referenced, systematic and evidence-based manner.

Search *JSLS* for critical findings in MIS, then review the details on how to submit your research to this ranking journal. Visit **http://jsls.sls.org/**

CRSLS
MIS Case Reports from
The Society of Laparoscopic & Robotic Surgeons

Submit your Case Reports to this 100% Open Access Journal

CRSLS **is a peer-reviewed, multispecialty, open-access journal with a global reach, focused on publishing high quality case reports in minimally invasive and robotic surgery.**

CRSLS **Is indexed by NLM and is on PubMed Central**

SHARE YOUR WORK GLOBALLY

Artificial Intelligence

in Scholarly Publication

JSLS has joined with other organizations, such as WAME and COPE to state that Artificial Intelligence (AI) tools cannot be listed as an author of a paper.[1,2]

Artificial intelligence is the ability of a digital computer or computer controlled robot to perform tasks commonly associated with intelligent beings.3 A chatbot is a tool driven by AI, automated rules, natural language processing (NLP) and machine learning (ML) to process data to deliver responses to requests of all kinds.4

Generative modeling is an artificial intelligence technique that generates synthetic artifacts by analyzing training examples; learning their patterns and distribution; and then creating realistic facsimiles. Generative AI (GAI) uses generative modeling and advances in deep learning (DL) to produce diverse content at scale by utilizing existing media such as text, graphics, audio and visual.5,6

However, chatbots and their various applications have demonstrated the positive possibilities of generative AI as well as their risks. In light of these facts, JSLS has chosen to adopt the WAME recommendations on chatbots and generative artificial intelligence as regards scholarly publication.

Recommendation 1: Chatbots cannot be authors.

Recommendation 2: Authors should be transparent when chatbots are used and provide Information about how they were used.

Recommendation 3: Authors are responsible for material provided by a chatbot in their Paper (including the accuracy of what is presented and the absence of plagiarism) and for appropriate attribution of all sources (including original sources for material generated by the chatbot)

Recommendation 4: Editors and peer reviewers should specify, to authors and each other, any use of chatbots in the evaluation of the manuscript and generation of reviews and correspondence. If they use chatbots in their communication with authors and each other, they should explain how they were used.

Artificial Intelligence References:

WAME recommendation on chatbots and generative artificial intelligence in relation to scholarly publication. Zielinsky C, Winker MA, Aggarwal R, et al. May 31, 2021. Accessed August 28,2023. https://wame.org/page3.php?id=106.
Authorship and AI tools. 13 February 2023. https://publicationethics.org/cope-position-statements/ai-author. Accessed August 28, 2023
Copeland BJ. Artificial intelligence. Britannica May 26, https://www.britannica.com/technology/artificial-intelligence. Accessed August 28.2023.
What is a chatbot? Oracle Cloud Infrastructure. https://www.oracle.com/chatbots/#:~:text=Digital%20Assistant%20is%20a%20platform,communicating%20with%20a%20real%20person
Gui J, Sun Z, Wen Y, Tao D, Ye J. A review on generative adversarial networks: Algorithms theory and applications. IEEE Trans Know Data Eng. 2023; 35:3313-3332. DOI: 10.1109/TKDE.2021.313019 (https://doi.ieeecomputersociety.org/10.1109/TKDE.2021.3130191)1
Abukmeil M, Ferrari S, Genovese A, Piuri V, Scotti F. A survey of unsupervised generative models for exploratory data analysis and representation learning. ACM Comput Surv. 2021:54(5): 1-40. DOI: 10.1145/3450963

JSLS
Journal of
The Society of Laparoscopic & Robotic Surgeons

The Journal of The Society of Laparoscopic and Robotic Surgeons **would like to sincerely thank and publicly acknowledge the wonderful job and great dedication of our many reviewers. Thank you for giving so generously of your time. You make the journal possible and we are sincerely grateful!**

Dr. Radu Apostol
Dr. Masoud Azodi
Dr. Robert S. Berman
Dr. Collin E.H. Brathwaite
Dr. Jose Carugno
Dr. B. Boydon Clary III
Dr. Osvaldo Contarini
Dr. Hongyi Cui
Dr. Adrian Dan
Dr. Larry Demco
Dr. Andrew Dobradin
Dr. Kevin El-Hayek
Dr. Hazem Elariny
Dr. Mark Erian
Dr. Frederick U. Eruo
Dr. Karen E Gibbs
Dr. Stephen A. Grochmal
Dr. Anthony Gyang
Dr. Ian Hodgdon
Dr. Samir Johna
Dr. Umashankkar Kannan
Dr. Michael Kavic
Dr. Stephen M. Kavic
Dr. Timothy Kavic
Dr. Phillip Kondylis
Dr. John Lam
Dr. Raymond J. Lanzafame
Dr. Logan Mellert
Dr. Charles Miller
Dr. John Morrison
Dr. Amar Mukerji
Dr. Camran Nezhat
Dr. Ceana Nezhat
Dr. Farr R. Nezhat
Dr. Uretz Oliphant
Dr. Douglas E. Ott
Dr. Michael Palese
Dr. Jay A. Redan
Dr. Gustavo Stringel
Dr. Burton Surick
Dr. Lawrence Tabone
Dr. Paul Toomey
Dr. Mark D. White
Dr. Jessica Ybanez-Morano

MISWeek 2024

Honorary Chair



Ash Tewari, MBBS, MCh, FRCS (Hon.)

- Attending physician at the Mount Sinai Hospital in New York City
- Chairman of Urology at the Icahn School of Medicine at Mount Sinai Hospital in New York City.
- Founding Director of both the Center for Prostate Cancer at Weill Cornell Medical College and the LeFrak Center for Robotic Surgery at New York–Presbyterian Hospital.
- President of the Society for Urologic Robotic Surgeons (SURS) and the Committee Chair of the Prostate Program.
- Served as Director of the Lefrak Institute of Robotic Surgery, Director of Prostate Cancer.
- Director of Robotic Prostatectomy and Prostate Cancer-Urologic Oncology Outcomes at the Brady Urology Foundation of Weill Medical College.
- Dr. Tewari directs a fellowship program in Robotic Prostatectomy and Prostate Cancer Outcomes.
- Dr. Tewari has performed over 10,000 robotically-assisted procedures using the da Vinci Surgical System.
- Dr. Tewari received the prestigious Gold Cystoscope Award in 2012 for his contributions to the field of urologic oncology.
- Dr. Tewari is the recipient of the Albert Nelson Marquis Lifetime Achievement Award by Marquis Who's Who and certified as Most Compassionate Doctor by Vitals.com.

MISWeek 2024

Keynote Speakers

Antonia Coello Novello, MD, MPH, DrPH, was the first woman and the first Hispanic to serve as Surgeon General of the United States. Dr. Novello received her M.D. from the University of Puerto Rico School of Medicine and did her residency in Nephrology at the University of Michigan Medical Center.

Dr. Novello also served as Commissioner of Health for the State of New York from 1999 to 2006. Dr. Novello has received numerous awards including more than fifty honorary degrees, was elected to the National Academy of Medicine in 2000, and has been inducted into the National Women's Hall of Fame.

From 2008 to 2014, Dr. Novello was Vice-president of Women and Children Health and Policy Affairs at Disney Children's Hospital at Florida Hospital in Orlando, Florida.

Eric Haseltine, PhD is an author, futurist, and neuroscientist. He has held several senior executive positions in private industry and the public sector. He was the Associate Director and CTO for national intelligence at the Office of the Director of National Intelligence, the director of research at the National Security Agency, an Executive Vice-President at Walt Disney Imagineering, and a Director of Engineering at Hughes Aircraft Company. For the past few years, he has been developing completely new forms of digital media, entertainment, and advertising, in addition to cutting-edge cyber and industrial security solutions.

Dr. Eric Haseltine has authored or co-authored 40 patents in optics, special effects, and electronic media. In addition, he has published more than 100 articles in *Discover* magazine, on Discover.com, and in journals such as Brain Research and Society for Neuroscience Proceedings. He maintains a blog on Psychology Today. Eric's book, Long Fuse, Big Bang, shows how to prevent the tyranny of the urgent from trumping the pursuit of the important. He is co-author of The Listening Cure, with Dr. Chris Gilbert.

MISWeek 2024

Excel Award

Jay A. Redan, MD, FACS is the immediate past Chief of Surgery at Advent Health-Celebration, in Celebration, Florida, Governor for the State of Florida and CME Workgroup lead for the American College of Surgeons. Additionally, he is a Professor of Surgery at the University of Central Florida College of Medicine, Past President for the Florida Chapter American College of Surgeons, and Past President of the Society of Laparoscopic and Robotic Surgeons in 2015 and 2018. Dr Redan's most recent honor is his election as an Associate Member to the Academy of Master Surgical Educators.

Dr Redan received his medical degree from and completed his residency in General Surgery at the University of Medicine & Dentistry of New Jersey. He has recertified three times from the American Board of Surgery. He retired from the US Army and US Army National Guard as a Major.

Dr. Redan is a Fellow of the American College of Surgeons since 1994, Charter member of the Society of Robotic Surgery, member of the Society of American Gastrointestinal Endoscopic Surgeons, and a member of the American Society of Colon and Rectal Surgeons. He is on the editorial staff of the Journal of the Society of Laparoscopic & Robotic Surgeons, Surgical Endoscopy, Trocar.net, and the Journal of Robotic Surgery. He is a frequent lecturer and has published numerous journal articles and book chapters. He has been performing laparoscopic and thoracoscopic procedures since the infancy of this specialty starting with laparoscopic cholecystectomy and diagnostic laparoscopy for trauma in 1989. He has participated in the growth of Minimally Invasive Surgery as it is now the standard of care for multiple surgical procedures. Dr. Redan has also been involved with the development of Robotic (i.e. Computer Assisted) Surgery since 2007, as well as teaching, precepting and new product testing in multiple areas of surgery and surgical education.

As a person who loves to give back, Dr. Redan has also volunteered for the past 20 years at Disney Animal Kingdom, working with veterinarians, providing minimally invasive surgical services to rare animal species, preserving the lives of these species and educating zoological veterinarians in Minimally Invasive Surgery for animals.

MISWeek 2024

Janis Chinnock Wetter Award

Linda Steckley, MBA built a career in education, government, and philanthropy. Beginning in 1980, the next thirty-five years were spent as a fund raising professional, retiring in 2015 after serving The Chautauqua Institution as Senior Major Gifts Officer. This followed seven years supporting public policy research as vice president for development and executive education at the Brookings Institution in Washington, DC.

Prior to joining Brookings, Steckley's work focused on higher education with chief fund raising positions at Duke University School, New York University, and the University of Miami where she earned an MBA. Her professional leadership was demonstrated through involvement with the *Council for Advancement and Support of Education* (CASE), serving on the CASE Board as a vice president and speaking at CASE conferences. She authored articles for CASE Currents and the books *Building Bridges: Fund Raising for Deans, Faculty, and Development Officers and New Strategies for Educational Fund Raising.*

Continuing a commitment to education, Steckley currently serves on the Board of Overseers for the University of Miami School of Business Administration after two terms as an officer of the UM Alumni Association. Steckley is a founding board member of the Fund for Education Abroad in Washington, DC, and is on the Dickinson College Alumni Council.

While serving as assistant Vice-President for the University of Miami School of Medicine, Steckley assisted in the organization of the Society of Laparoscopic & Robotic Surgeons (SLS) and has served as a Trustee, Ex Officio, for twenty-eight years. In 2016, Steckley was elected to the Board of the Roger Tory Peterson Institute of Natural History and to the Board of the Chautauqua Institution's Opera Guild.

CALL FOR *Abstracts*

Abstract Submissions is open! Don't Miss Your Chance to Submit your Abstract for presentation at

MISWeek 2024

Where Laparoscopy and Robotics Meet

Do you have a clinical study, case, case series, technique or other original research that's recently completed or "hot off the presses"? We have great news for you. There's no need to wait in order to present your findings. Submit your late-breaking research to MISWEEK 2024. Studies from all surgical disciplines using minimally invasive, endoscopic and robotic techniques and technologies are welcome. Work that is currently under review or accepted for publication may be submitted. Electronically or physically published research is not eligible for submission. Don't MIS-out on this opportunity. The deadline for submissions is Monday, April 19, 2024.

Awards	Prize
The Medical Educator Consortium Award for Best Scientific Paper	$1200
Michael S. Kavic Award for Best Scientific Paper by a Resident	$1000
Paul Alan Wetter Award for Best Multispeciality Scientific Paper	$500
Carl J. Levinson Award for Best Video	$500
Harrith M. Hasson Award for Best Presentation Promoting Education and Training	$500
Gustavo Stringel Award for Best Pediatric Surgery Presentation	$500
Gustavo Stringel Award for Best Poster	$500
Gustavo Stringel Award for Best Poster by a Resident	$250
Gustavo Stringel Award for Best Poster by a Student	$250

Submission deadline is April 19, 2024

SURGICAL
Surprises

Click Here to Submit your video for a chance to be included in this popular interactive session!

Scheduled to take place on

Friday, September 27, 2024!

A carefully curated presentation of surgical videos showcasing unique events happening at surgery, and the recovery actions taken.

A panel of outstanding experts will add to the value of the presentations by providing comments to you, the audience as the videos are viewed simultaneously.

Submission deadline is May 17, 2024

MISWeek 2024

Where Laparoscopy and Robotics Meet

The Surgical Surprises session has been an enormously popular session since its inception.

It aims to highlight **unexpected events** occurring during the progress of surgery, the decision process of how to remedy the accident/ occurrence, and the video demonstration of the event and its correction.

Submit your video for a chance to be included in this popular interactive session!

SOCIETY OF LAPAROSCOPIC & ROBOTIC SURGEONS

Our Office Has Moved

to a New Location

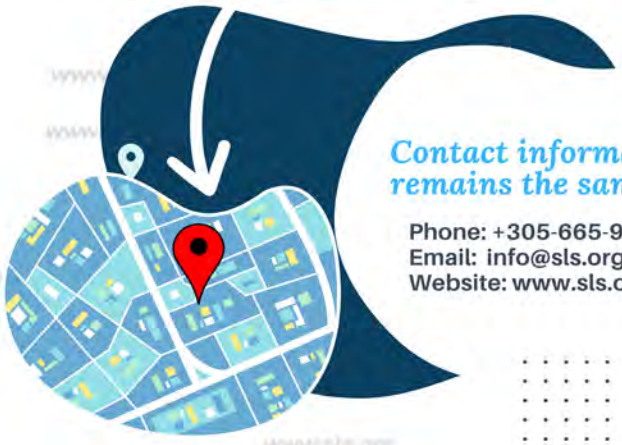

14681 Biscayne Blvd.,
#375
North Miami Beach,
Florida 33181

Contact information remains the same

Phone: +305-665-9959
Email: info@sls.org
Website: www.sls.org

REASONS TO EXHIBIT AT MISWEEK 2024

Innovative Technologies: Showcase cutting-edge technologies and innovations

Promotional Opportunities: Take advantage of sponsorship and promotional opportunities.

Feedback Gathering: Receive direct feedback on your products or services

Contact Eleana D'Arcy | Eleana@sls.org

FELLOWSHIPS AVAILABLE

GYNECOLOGY

Fellowship in Minimally Invasive & Robotic Surgery in Gynecology & Reproductive Surgery
Director: Camran Nezhat, MD
Palo Alto, CA

Fellowship in Minimally Invasive and Robotic Surgery in Gynecology and Reproductive Surgery
Director: Ceana Nezhat, MD
Atlanta, GA

Fellowship in Minimally Invasive and Robotic Surgery in Gynecologic Benign and Malignant Pathologies
Director: Farr Nezhat, MD
Long Island, NY

Marchand Institute for Minimally Invasive Surgery & Steward Health Mountain Vista Medical Center Affiliated Fellowship Program in Minimally Invasive and Robotic Gynecologic Surgery
Director: Greg J. Marchand, MD
Mesa, AZ

SLS Fellowship in Advanced Endometriosis
Director: Tamer Seckin MD
New York, NY

Minimally Invasive Gynecologic Surgery Fellowship (FMIGS) of South Florida
Director: Emery Salom, MD
Miramar, FL

GENERAL SURGERY

SLS Fellowship in Advanced Minimally Invasive and Endoscopic Techniques in General and Colorectal Surgery
Director: Jiri (George) Melich, MD Vancouver, BC, Canada

Florida Surgical Specialists Enhanced General Surgery Fellowship: Advanced Laparoscopic and Robotic Foregut, Hernia, and Colorectal Fellowship
Director: Paul Toomey, MD
Bradenton, FL

SIMULATION

Carlos Pellegrini and Brant Oelschlager Surgical Simulation Fellowship
Director: Robert Sweet, MD, FACS, MAMSE
Seattle, WA

Click to apply to this or any of our SLS Fellowships

FELLOWSHIP IN FOCUS

CARLOS PELLEGRINI AND BRANT OELSCHLAGER SURGICAL SIMULATION FELLOWSHIP

Faculty from academic institutions are encouraged to apply. Applicants must be an MD and be enrolled or have completed a residency in any surgically-oriented field. International candidates with the intent on developing a simulation center/ program in their home country are encouraged to apply; evidence from the candidate's institution indicating their wish for applicant to lead their SIM program is required.

The Fellow will also work side by side with the Preceptor and other designated members of the Fellowship training team in the office and observe in the operating room. Academic activities such as research, simulation training, publications, presentations and teaching junior staff will be required. Additionally, the fellow will work on curriculum development, research and personal skill building. By the end of this fellowship, they are expected to accomplish the following goals:

CURRICULUM

During the fellowship year the fellow is generally expected to direct forty percent of their efforts toward curriculum development, forty percent toward research, and twenty percent to personal skill building.

Program Director:
Robert Sweet, MD

For more information or to apply for this position, please contact:

WISH Simulation Fellowship Program Manager

University of Washington
1959 NE Pacific St. Box 356410
Seattle WA, 98195
rssched@uw.edu

MISWeek 2024
*Preliminary Program**

DAY 1

WED 25 SEPT

7:00am	- 8:00pm	Conference Registration Complimentary Coffee & Bakery Items *For Master Course Attendees only*
8:00am	- 12:00pm	**Hands On & Didactic Courses** • Didactic Master Course: *Challenges and Controversies in Endometriosis-A Multidisciplinary Problem* • Simulation Skills Course • Skills Course: *Mastering Pain Management Before and After Minimally Invasive Surgery Including Office Procedures for Pain (with IPPS)* • Suturing Skills Course: *Advanced Laparoscopic Suturing - For the Gynecologist, Urologist, General and Robotic Surgeon*
12:00pm	- 1:00pm	Lunch on your own
1:00pm	- 4:30pm	**Hands On & Didactic Courses** • Hysteroscopy/Office-Based Hysteroscopy Skills Course • Minilaparoscopy Skills Course • Didactic Master Course: *Updates in Robotics and Robotically-assisted Surgery* **Opening Ceremony**
5:00pm	- 8:00pm	Welcome Reception in Exhibit Hall & Poster Gallery Open

DAY 2

THUR 26 SEPT

6:30am	- 5:00pm	Conference Registration
7:00am	- 7:30am	Complimentary Coffee & Bakery Items/Product Presentations by Exhibitors
7:00am	- 2:00pm	Exhibits & Poster Gallery Open
7:30am	- 7:45am	**Highlights**
7:45am	- 9:00am	Multidisciplinary Plenary Session: *Artificial Intelligence: Implications and Indications in MIS Surgery and Robotics*
9:00am	- 10:00am	Multidisciplinary Plenary Session: *The Global Reach of Telesurgery*
10:00am	- 10:30am	Refreshment Break/Visit Exhibits/Product Presentations by Exhibitors
10:30am	- 12:30pm	**Didactic Lectures**
12:30pm	- 12:45pm	Moderator Briefing
12:30pm	- 1:45pm	Refreshment Break /Visit Exhibits/Product Presentations by Exhibitors
1:45pm	- 5:00pm	**Concurrent Presentation Sessions**: Scientific Papers/Videos
1:45pm	- 5:00pm	Global Perspective in MIS
2:00pm	-	Exhibits and Poster Gallery Close
5:30pm	6:30pm	**Special Event:** Fellows, Residents & New Members Meet & Greet

* ***Program is subject to change.***

MISWeek 2024
*Preliminary Program**

DAY 3

FRI
27
SEPT

6:30am	-	5:00pm	Conference Registration
7:00am	-	7:30am	Complimentary Coffee & Bakery Items/Product Presentations by Exhibitors
7:00am	-	2:00pm	Exhibits & Poster Gallery Open
7:30am	-	7:45am	**Highlights**
7:45am	-	8:45am	Multidisciplinary Plenary Session: *Building Health Equity: Making Surgery Accessible in Low Resource Environments*
8:45am	-	9:45am	Multidisciplinary Plenary Session: *Healing Hands, Breaking Barriers: Transforming the Face of Surgery*
9:45am	-	10:00am	**Gustavo Stringel Awards for Best Poster, Bost Poster by a Student, and Best Poster by a Resident**
10:00am	-	10:30pm	Refreshment Break/Visit Exhibits/Product Presentations by Exhibitors
10:30pm	-	12:15pm	**Video Session: Surgical Surprises – When the Unexpected Happens**
12:15pm	-	1:45pm	Refreshment Break /Visit Exhibits/Product Presentations by Exhibitors
1:45pm	-	5:00pm	**Concurrent Presentation Sessions**: Scientific Papers/Videos
1:45pm	-	5:00pm	Global Perspective in MIS
2:00pm			Exhibits and Poster Gallery Close

DAY 4

SAT
28
SEPT

7:00am	-	10:30am	Conference Registration
7:30am	-	8:45am	Breakfast with 2024 Excel Award Recipient
7:30am	-	8:00am	Sit-Down Breakfast with Spouses / Guests
8:00am	-	8:15am	**Highlights**
8:15am	-	8:25am	Introduction of Excel Award Recipient - Jay Redan, MD
8:25am	-	8:40am	Presentation by Jay Redan, MD
	-		From Metrics to Outcomes…Let's Make Sure We Are Measuring Clinically Relevant Information
8:40am	-	8:45am	Presentation of Excel Award
8:45am	-	8:55am	Introduction of Janis Chinnock Wetter Award Recipient - Linda Steckley, MBA
8:55am	-	9:10am	Presentation by Linda Steckley, MBA
9:10am	-	9:15am	Presentation of Janis Chinnock Wetter Award
9:15am	-	10:00am	**Future Technology Session with Keynote Speaker: Eric Haseltine, PhD:** Keynote Presentaion: *Predicting The Future: Envisioning Collisions Between Fast Changing Technology and Unchanging Human Nature*
10:00am	-	10:10am	**Closing Ceremony - Passing the Presidential Gavel**

* ***Program is subject to change.***

LEARN. NETWORK. DISCOVER.

REGISTRATION HAS OPENED

	SLS Members	Non-Members
Early Bird Registration (Deadline 7/25/24)	$900.00	$1295.00
Physician Members	$ 1050.00	$ 1450.00
Active Duty Military	$ 900.00	$ 900.00
Medical Student	$ 150.00	Member Only Rate
Resident *	$ 200.00	Member Only Rate
Fellow **	$ 300.00	Member Only Rate
Affiliated Medical Personnel	$ 300.00	Member Only Rate

Special registration rates are available for SLS MEMBER Medical Students, Residents-in-Training, Fellows-in-Training, and Affiliated Medical Personnel. To qualify for these rates to the annual meeting you must currently be a Resident, Fellow-in-Training, or Affiliated Medical Personnel MEMBER of SLS.

SLS is currently offering FREE membership to Medical Students and Residents.

Fellow-in-Training, and Affiliated Medical Personnel memberships are $95 per calendar year.

To qualify as a Resident* or Fellow-in-Training**, you must be in training in a U.S. accredited training program or, if outside the U.S., you must be a Resident or Fellow-in-Training within the first five years after medical school degree.

To qualify as Affiliated Medical Personnel, you must be employed full-time in an ancillary position in the health care field.

REGISTRATION IS NOW OPEN

CLICK TO VISIT THE CONFERENCE WEBSITE

THE SOCIETY OF LAPAROSCOPIC & ROBOTIC SURGEONS

MINIMALLY INVASIVE SURGERY WEEK

SEPT 25
SEPT 28
2024

JOIN US IN LAKE BUENA VISTA, FL
REGISTRATION HAS OPENED

JOIN SLS NOW AND RECEIVE MEMBER DISCOUNTS TO ATTEND MISWEEK 2024

Additional Member Benefits

- World-Class Conferences and Resources
- Tools and Opportunities to Advance Your Career
- Publications to Keep You at the Forefront of MIS
- Exclusive Member Interactions

JOIN/RENEW ONLINE AT
SLS.ORG/MEMBERSHIP

Convention Attendees

Take advantage of special meetings and convention ticket offers!
Visit https://sls.org/mis2024

Plan Ahead! Reserve your Discounted Hotel Room Today

Wyndham® Lake Buena Vista Resort
Disney Springs® Resort Area

Wyndham® Garden Lake Buena Vista
Disney Springs® Resort Area

An official Walt Disney World® Hotel, the Wyndham® Lake Buena Vista Resort Area is located across the street from Disney Springs®, a world-class shopping, entertainment, and dining district with over 150 venues. This lakeside resort features two pools, an aquatic playground for kids, on-site basketball and volleyball courts, plus multiple on-site dining options. Guest room amenities include free WiFi, 55-inch HDTVs, mini-refrigerator, and plush bedding. Resort guests enjoy exclusive Disney benefits including scheduled shuttle transportation to Disney parks, early theme park entry to every Disney park (park reservation and valid ticket or pass required).

Our discounted room rates are:
Wyndham Tower: $139/night
Wyndham Disney View: $139/night
Wyndham Garden: $109/night

Our reduced resort fee: $28.00

Be sure to mention that you are attending SLS's Minimally Invasive Surgery Week 2024 to receive our discounted room rates.

To make reservations by phone for the Wyndham Lake Buena Vista Disney Springs (add registered mark) Resort please call Toll Free: 800-624-4109

To make reservations by phone for the Wyndham Garden Lake Buena Vista Disney Springs Resort please call Toll Free: 844-482-8444

Rates will be honored September 25-September 28, 2024, subject to availability. Does not includes applicable state and local taxes.

LEARN & RELAX AT THE RESORT

Magic abounds at the Wyndham® Garden Lake Buena Vista Disney Springs® Resort Area, an official Walt Disney World® Hotel. The hotel is located directly across the street from Disney Springs®, a world-class shopping, dining and entertainment district featuring more than 150 venues.

Each of the resort's 394 newly renovated, modern guest rooms are located in one of the hotel's two 5-story buildings. All guest rooms feature exterior entrances, pillow top mattresses with luxurious linens, premium WI-FI, a 55-inch flat-screen HDTV, mini-refrigerator, and an in-room safe large enough to accommodate a laptop.

Guests of the resort can take advantage of the daily scheduled shuttle transportation provided to the four main Walt Disney World® Theme Parks. Reservations are required. Shuttle schedules and information are provided at check-in.

The hotel offers a variety of food and beverage options for your enjoyment. Start your day off right and fuel up at our daily breakfast buffet in the LakeView Restaurant. Joffrey's Coffee shop located in the lobby is also open for breakfast daily and serves coffee, tea, an assortment of pastries and hot breakfast sandwiches. The Oasis Restaurant, located poolside is open daily for lunch, dinner and refreshing beverages. The Sundial Café, also located in the lobby offers an assortment of grab n go snacks and beverages.

Kids of all ages love the newly re-imagined Oasis Aquatic Pool Playground, an exciting focal point of this family-friendly resort featuring two pools, interactive water features, and a large hot tub. Adults can relax on the beautiful pool deck and soak up some of the Florida sunshine or relax with some great food and refreshing beverages from our poolside restaurant and bar. Additional amenities include a business center, state of the art fitness center, sand volleyball court, basketball court and a game room.

Registration is Now Open

Conference Website

Registration is Now Open

TEE UP...



Wyndham® Lake Buena Vista Disney Springs® Resort Area guests can book golf tee times up to 90 days in advance and receive 50% off rental equipment when they play on any of the 3 Walt Disney World® Golf championship courses. Make your hotel reservations today and then reserve your tee time by calling (407) WDW-GOLF or by visiting www.golfwdw.com.

Whether you've had a long hard day in meetings or spent hours at the theme parks, cap off another Magical day by participating in the Sunset 9 program.

Play during the Sunset 9 promotional hours for a quick nine holes before dusk, and enjoy a couple of drinks to unwind on us! Tee off after the access times as listed at Disney's Lake Buena Vista, Disney's Magnolia, Disney's Palm, or Disney's Oak Trail Golf Course, and pay as low as only $39.00 plus tax.

With pricing starting as low as ONLY $39 plus tax, you can enjoy 9 holes of golf, use of a golf cart (pull cart on Disney's Oak Trail Golf Course), and two pre-round beverages (domestic beer or soft drink).

*Offer is valid 7 days a week, subject to availability. Call course for details. Restrictions may apply.

Wyndham® Lake Buena Vista Resort
Disney Springs® Resort Area
Lake Buena Vista, Florida, USA

DINE, SHOP & PARTY AT...

From early in the morning to late in the evening, almost anytime is a great time to explore Disney Springs®, located immediately across the street from both Wyndham® hotels in the Lake Buena Vista complex. Within walking distance – across the pedestrian bridge, you simply cannot get any more 'near' to this entertainment destination! Discover more than 150 shops, restaurants and entertainment venues.

Vintage Amphicar Tours

Make a splash on a captain-guided tour of Lake Buena Vista aboard a fully restored retro dream boat.

AdventHealth® Waterside Stage

Enjoy special events and live performances at this open-air venue along Lake Buena Vista each day and night.

Aerophile

Soar sky-high during an 8-minute tethered adventure in the world's largest hand-painted helium balloon.

Splitsville Luxury Lanes™

Bowl down memory lane while enjoying an upscale spin on this classic American pastime—with fun to spare!

The Edison

Travel back in time to the age of invention and revel in live, Gatsby-inspired performances every single night.

House of Blues

Gather at this spectacular venue for live concerts and special events like the World-Famous Sunday Gospel Brunch.

Drawn to Life Presented by Cirque du Soleil® & Disney®

Watch in wonder as the beauty of Disney animation blends with the thrilling spectacle of Cirque du Soleil!

AMC® Disney Springs® 24 Dine-In Theatres

Take "dinner and the movies" to new heights—enjoy gourmet meals at this state-of-the-art theater!

Never miss a beat with Disney Springs® up-to-date schedule of special events, ongoing activities and live entertainment.

RENEW YOUR MEMBERSHIP TODAY!

"I have had the opportunity to become involved with the SLS. As a urologist I have found the meetings extremely informative learning from my colleagues not just in Urology but also from the fields of General Surgery and Gynecology. MISWeek is the best collaborative meeting I have attended. Not only is the learning portion of the meeting exceptional but the people I have met nationally and internationally are truly professional whom I consider great friends as well."
- Michael McDonald, MD

- **Support the mission of SLS to improve patient care and promote the highest standards of practice through education, training, and information**
- **All SLS dues and donations are tax deductible for US Taxpayers**
- **Receive registration discounts to attend MISWeek**
- **And much more!**

Join or Renew Today:
SLS.org/membership

Unlock the World of MIS

- Unique multispecialty & multidisciplinary content
- Access SLS Scholarly Search & Open Access Titles & Videos
- Network with a range of international affiliates & opportunities to exchange ideas, techniques & technologies
- Join the conversation on our blog & social media outlets
- Network with professionals from around the world
- Engage a multidisciplinary body of knowledge and professional development resources
- A wide range of programming to receive CE Credits

Increase the Reach of Your Practice

- Exclusive enrollment in SLS' "Find a Specialist" Patient Referral Map and Online Database
- Exclusive access to online member portal where you can connect with members worldwide

Dialogue With a Global Community

- Participate and engage in Special Interest Group (SIG's)
- Participate in our online DocMatter community
- Have your successes featured in "Members in the News"

Publications to keep you at the Forefront of MIS

- Subscription to *JSLS*, *Journal of the Society of Laparoscopic & Robotic Surgeons*
- Subscription to *CRSLS, Case Reports Journal of the Society of Laparoscopic & Robotic Surgeons*
- Receive *JSLS Anywhere*, a quarterly update on *JSLS* articles
- Open access Proceedings, Textbooks, and Websites

Member Deals and Discounts

- Access to huge savings and exclusive discounts
- Special membership rates for Students, Residents, Fellows, Nurses, Technicians, & Affiliated Medical Personnel
- Special offers, preferred seating, tickets to top attractions, theme parks, sporting events, hotels and much more!