SLSNOW

EDITION 10 | Jan - Mar 2022

New Year New Innovations

A Publication of the Society of Laparoscopic & Robotic Surgeons

Table of Contents

1 JSLS Article Spotlight

2 Fellowship Spotlight

3 Meet the 2021 Graduated Fellows

5 SLS Fellowship Receives Second Intuitive Foundation Robotic Surgical Fellowship Grant

6 SLS Re-Targeting Package

7 Virtual SLS MIS 2021 Conference Recap

12 Best of Award Winners

15 Meet the 2021-2022 Board of Trustees

17 SLS Announces AIDE Initiative

18 Support Education through Philanthropy

19 Renew Your Membership Today!

This Newsletter is Interactive. Look for the

Article Spotlight

JSLS

JSLS (2020) 24(4):00064

Review Article

BCL-6 Overexpression as a Predictor for Endometriosis in Patients Undergoing In Vitro Fertilization

Camran Nezhat, MD, Anupama Rambhatla, MD, Catarina Miranda-Silva, MD, Atena Asiaii, MD, Kimsa Nguyen, BS, Aimee Eyvazzadeh, MD, Salli Tazuke, MD, Shruti Agarwal, DO, Sunny Jun, MD, Azadeh Nezhat, MD, and Robert A. Roman, MD

Abstract

Objective:
To evaluate the positive predictive value (PPV) of endometrial BCL-6 overexpression as a noninvasive screening test endometriosis in patients undergoing in vitro fertilization (IVF).

Methods:
Retrospective cohort study at a university-affiliated private practice. Inclusion criteria were reproductive age females currently undergoing IVF with a diagnosis of unexplained infertility or unexplained recurrent pregnancy loss. Those with endometrial BCL-6 overexpression underwent laparoscopic surgery with an indication for treatment of suspected endometriosis. The primary outcome was the PPV of endometrial BCL-6 testing to surgically diagnose endometriosis. Statistical analysis was performed using SPSS v.25.0.

Results:
Seventy-five patients met inclusion criteria for our study. The PPV of BCL-6 testing for endometriosis was 96%. Of those patients without endometriosis, 100% had other inflammatory pelvic pathologies, which were diagnosed and treated at the time of laparoscopy.

Conclusions:
Endometrial BCL-6 overexpression has a high PPV for diagnosing endometriosis and can help identify a patient population that may require surgical treatment before embryo transfer.

Keywords: Endometriosis, BCL6, Unexplained Infertility, Recurrent Pregnancy Loss, In Vitro Fertilization

Endometriosis is a progressive, estrogen-dependent, chronic inflammatory disease affecting approximately 10% of reproductive age women, and over 200 million women worldwide.[1–3] It is an ancient disease described as early as 1855 BC by Egyptians as "suffocation of the womb" long before the histologic diagnosis of ectopic endometrial-like glands and stroma was described by Karl von Rokitansky in 1860.[4] Endometriosis has been reported in every organ in the human body, with clinically significant extragenital endometriosis leading to genitourinary, gastrointestinal, thoracic, and/or nervous system dysfunction.[5–8] Patients with endometriosis have almost double the risk of developing ovarian cancer, and endometriosis treatment can decrease the risk of malignancy.[9]

Affected women can present with dysmenorrhea, non-menstrual pelvic pain, ovulatory pain, dyspareunia, dyschezia, and/or changes to bowel or bladder function which can be exacerbated during menses.[10] Symptom severity varies from debilitating to mild, with up to 25% of women being completely asymptomatic.[11] Some women may only present with unexplained infertility, with an increased suspicion for endometriosis arising only after multiple failed in vitro fertilization (IVF) treatments.[12] If there is no treatable cause of infertility, which occurs after documentation of at least one patent fallopian tube, evidence of ovulation, and a normal semen analysis in the male partner, women are given the diagnosis of unexplained infertility.[13] In fact, endometriosis is a leading cause of unexplained infertility, accounting for up to 50 ...

To read more of this article, please **click here.**

SLS FELLOWSHIP FOCUS:
DIGNITY HEALTH FELLOWSHIP IN ENDOMETRIOSIS, MENSTRUAL DISORDERS, AND ADVANCED MINIMALLY INVASIVE ROBOTIC SURGERY

Location: Institute for Advanced Gynecology and Minimally Invasive Surgery,
Dignity Health Medical Group and Saint Francis Memorial Hospital, San Francisco CA
Preceptor: Dr. Mona E. Orady, MD, FACOG

OTHER AVAILABLE SLS FELLOWSHIPS

Fellowship in Minimally Invasive & Robotic Surgery in Gynecology & Reproductive Surgery
Director: Camran Nezhat, MD - Palo Alto, CA

Fellowship in Minimally Invasive & Robotic Surgery in Gynecologic Benign & Malignant Pathologies
Director: Farr Nezhat, MD - New York, NY

Fellowship in Minimally Invasive & Robotic Surgery in Gynecology and Reproductive Surgery
Director: Ceana Nezhat, MD - Atlanta, GA

SLS Fellowship in Advanced Minimally Invasive and Endoscopic Techniques in General and Colorectal Surgery
Director: Jiri (George) Melich, MD, FRCS(C) - Vancouver, BC, Canada

Florida Surgical Specialists Enhanced General Surgery Fellowship: Advanced Laparoscopic and Robotic Foregut, Hernia and Colorectal Fellowship
Director: Paul Toomey, MD & Riva Das, MD - Bradenton, FL

The Marchand Institute for Minimally Invasive Surgery and Steward Health Mountain Vista Medical Center Affiliated Fellowship Program in Minimally Invasive and Robotic Gynecologic Surgery
Director: Hadia Awad, MD

Minimally Invasive Gynecologic Surgery Fellowship (FMIGS) of South Florida
Director: Emery Salom, MD - Miramar, FL

Carlos Pellegrini and Brant Oelschlager Surgical Simulation Fellowship
Director: Robert Sweet, MD - Seattle, WA

Click to apply to this or any of our SLS Fellowships

This one-year fellowship-training program will provide fellows with extensive experience in the comprehensive diagnosis and minimally invasive surgical management of the full range of menstrual disorders with a strong focus on Endometriosis, Fibroids, and Abnormal Uterine Bleeding. The experience and education provided will give the fellow the skills to accurately diagnose and treat the full spectrum of Advanced Benign GYN conditions.

Diagnostic focus will be on advanced office GYN ultrasound and office hysteroscopy while surgical management focuses on the full spectrum of minimally invasive surgery including operative hysteroscopy, Mini-Micro laparoscopy, and advanced robotic surgery techniques. Office procedures are performed 2 days per week including at least 30-40 ultrasounds and office procedures per week and operating room experience occurs 2-3 days per week. Current volume consisted of 4-6 advanced endometriosis surgeries per week and 1-2 days of mini-micro laparoscopy and mini-microlaparoscopy per month. The focus is on fertility preserving surgery including the use of the CO2 laser and advanced robotic, mini-micro, and hybrid techniques as well as operative hysteroscopy. Collaboration with General Colorectal Surgery, GI, and Urology allows a multidisciplinary experience that can be guided by the fellow as to the experience they with to have in an individualized fashion. Rotations in the Institute will involve direct observation of patient counseling, preoperative ultrasound techniques, and selection of proper candidates for various minimally invasive procedures.

Post-operative management of these patients as well as understanding the treatment of the associated pain and infertility related to endometriosis will be discussed including the treatment of chronic pain, nerve and pelvic floor dysfunction and sexual dysfunction. Pre-operative assessment and surgical planning for advanced stage endometriosis patients and patients with Deep Infiltrating Endometriosis with multiple organ involvement will be emphasized prior to surgery. Surgical approach and the organized multidisciplinary approach to management and surgical planning will be thoroughly taught. The assessment and management of advanced leiomyoma cases will be taught as well as well as the roles and indications for both conservative treatments as well as surgical intervention with Myomectomy. The role of laparoscopic hysterectomy, for both definitive treatment of endometriosis and/or management of large fibroid uteri is also emphasized. The Fellow will also learn the principles and techniques for approaching and treating infertility pathology, ovarian pathology and interstitial cystitis. Finally, the Fellow will become proficient in hysteroscopy, cystoscopy, proctoscopy, and pelvic ultrasonography.

Meet the Graduated Fellows

Graduated from Kuwait University Medical School M.B. M.Ch 2009. Trained in Kuwaiti Board of General Surgery 2011-2016. Practiced General Surgery for 2 years before joining colorectal fellowship Royal Columbian Hospital and Eagle Ridge Hospital UBC 2018-2020. Joined SLS MIS in general and colorectal surgery UBC 2020/2021. Will be joining Adan Hospital in Kuwait as a general and colorectal specialist introducing TAMIS, TaTME and establishing a colorectal program. Adan Hospital was established in 1986 covers the southern part of the country and serves more than 1.2 million which treats 1 in 3 people in the country.

Abdulaziz Al Ghurair, B.M. B.Ch

Fellow at:
SLS Fellowship in Advanced Minimally Invasive and Endoscopic Techniques in General and Colorectal Surgery
Director: Dr. Jiri (George) Melich, MD, FRCS(C)



Dr. Gaddis grew up in Tuscaloosa, Alabama and received his undergraduate education from University of Alabama. Prior to medical school, he spent two years in Uganda, Africa as a Peace Corps Volunteer. His time in Uganda as a healthcare volunteer inspired him for a career in medicine, and upon return to the US, he proceeded to get his medical degree from Lincoln Memorial University DeBusk College of Medicine in Tennessee. He then did his residency in General Surgery at Hackensack University Medical Center in NJ. Post residency, he was excited to move to Florida to further his training in laparoscopic and robotic surgery. Dr. Gaddis recently accepted a position as a General Surgeon with Orlando Health in Orlando, Florida.

Bradley Gaddis, DO

Fellow at:
Florida Surgical Specialists Enhanced General Surgery Fellowship: Advanced Laparoscopic and Robotic Foregut, Hernia and Colorectal Fellowship
Program Director: Paul Toomey, MD, FACS | Program Co-Director: Riva Das, MD

Dr. Marchand is originally from Providence, RI, and is a board certified physician in Obstetrics and Gynecology. Dr. Marchand completed training in Obstetrics and Gynecology at the University of Tennessee, and is extensively published in the field of minimally invasive surgery. Dr. Marchand is recognized internationally as a pioneer in developing laparoscopic techniques, as well as an expert minimally invasive surgeon and teaching surgeon. Dr. Marchand was recently honored with a World Record for performing a total laparoscopic hysterectomy through the smallest incision ever. Dr. Marchand was also one half of the team that was recognized by the Guinness Book of World Records for removing a seven pound uterus without needing to cut open the patient. Dr. Marchand was the first surgeon in the USA to receive the Master Surgeon in designation from the Surgical Review Corporation. Dr. Marchand is also currently one of only a few accredited Master Surgeons in Minimally Invasive Gynecology in the USA. Following graduation from SLS's Steward Health and Mountain Vista affiliated fellowship program in minimally invasive gynecologic surgery (MIGS), Dr. Marchand plans to stay on with the program to help train fellows and continue research in MIGS.

Gregory J. Marchand, MD

Fellow at:
The Marchand Institute for Minimally Invasive Surgery and Steward Health Mountain Vista Medical Center
Affiliated Fellowship Program in Minimally Invasive and Robotic Gynecologic Surgery
Director: Hadia Awad, MD

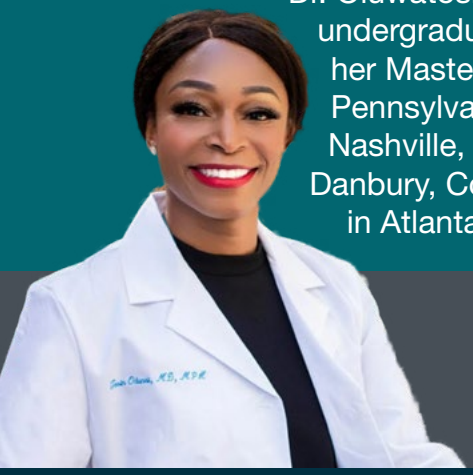

Dr. Oluwatosin Odunsi is a Board-Certified Obstetrician Gynecologist. She received her undergraduate degree from Cornell University in Ithaca, New York, and completed her Masters in Public Health at Thomas Jefferson University in Philadelphia, Pennsylvania. She earned her medical degree from Meharry Medical College in Nashville, Tennessee, and completed her residency training at Danbury Hospital in Danbury, Connecticut. She is a graduating SLS Fellow at the Nezhat Medical Center in Atlanta, Georgia and will be taking her talents to Chicago, Illinois.

Oluwatosin Odunsi, MD, MPH

Fellow at:
Fellowship in Minimally Invasive and Robotic Surgery in Gynecology and Reproductive Surgery
Director: Ceana Nezhat, MD, FACOG, FACS

I am currently a urology resident at the University of Washington with a longstanding interest in simulation research, development and simulator validation. During my fellowship I have had the opportunity to participate in curriculum and simulator model development as well as focus on applications in pediatric urology. I have been able to utilize my skills as a biomedical engineer while performing tissue properties characterization to advance our ability to develop high fidelity simulator models. I plan to continue work in the field of simulation and balance this with my career path in pediatric urology.



Lauren Poniatowski, MD, MS

Fellow at:
Carlos Pellegrini and Brant Oelschlager Surgical Simulation Fellowship
Director: Program Director: Robert Sweet, MD

Dr. Yarret Robles Torres was born and raised in Puerto Rico. Since his early childhood he was interested in the sciences field. In May 2007 he graduated Salutatorian from Caribbean School in Ponce, Puerto Rico. He continued post-secondary studies in the University of Puerto Rico, Rio Piedras Campus where he earned a degree in Chemistry and graduated Summa Cum Laude. Subsequently, inspired by shadowing experiences in the medical field he entered the University of Puerto Rico Medical Sciences Campus, where he obtained his medical degree with honors. During medical school he had a great experience in his surgical rotations and decided to pursue a general surgery residency, matching in Ponce Health Sciences University-Hospital Episcopal San Lucas Ponce. Throughout residency he developed an interest for minimal invasive approaches as well as colorectal and bariatric surgery. In August 2020, he began training in Florida Surgical Specialists Enhanced General Surgery Fellowship: Advanced Laparoscopic and Robotic Foregut, Hernia and Colorectal Fellowship under the guidance of Dr. Paul Toomey and Dr. Riva Das. During the fellowship he developed and acquired robotic skills as well as experience to become an accomplished successful surgeon. After the completion of the fellowship, Yarret matched in Cleveland Clinic Foundation in Ohio where he will join the Bariatric fellowship program featuring minimally invasive laparoscopic bariatric operations. His future plans are to return to his island in Puerto Rico to practice minimal invasive and robotic surgery and provide excellent care to his patients.

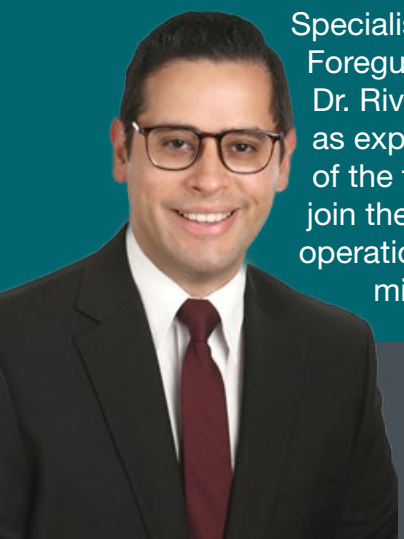

Yarret Robles Torres, MD

Fellow at:
Florida Surgical Specialists Enhanced General Surgery Fellowship: Advanced Laparoscopic and Robotic Foregut, Hernia and Colorectal Fellowship
Program Director: Paul Toomey, MD, FACS | Program Co-Director: Riva Das, MD

SLS Fellowship Receives Second Intuitive Foundation Robotic Surgical Fellowship Grant

MIAMI, FLORIDA

The Society of Laparoscopic and Robotic Surgeons has once again been awarded a $77,000 grant from the Intuitive Foundation Robotic Surgical Fellowship Grant Program. This grant was awarded to support the Florida Surgical Specialists Enhanced General Surgery Fellowship: Advanced Laparoscopic and Robotic Foregut, Hernia and Colorectal Fellowship.

This fellowship includes training in all facets of General Surgery with a focus in minimally invasive surgery. The fellowship features robotic foregut, hernia and colorectal operations. Additionally, they offer Laparoendoscopic Single-Site (LESS) operations, including LESS cholecystectomies and LESS anti-reflux operations.

The fellowship started 2019-2020 and is a one year fellowship. There are two available positions for 2022-2023. Intuitive has graciously agreed to sponsor one of the fellowship positions annually since 2020. One of the main hospitals for Florida Surgical Specialists, Manatee Memorial Hospital, in Bradenton, Fl was named a Robotic Center of Excellence in 2021. Dr. Paul Toomey (Fellowship Director) has been named a Master Surgeon in Robotic Surgery by the Surgery Review Corporation. Dr. Toomey has completed over 500 robotic operations and is proctor for Intuitive Surgical. Dr. Toomey has also undertaken over 400 LESS cholecystectomies. Dr. Riva Das (Co-director) is a robotic colorectal specialist who serves all of southwest Florida.

The SLS would like to congratulate the 2021-2022 fellows who graduated from this program. Dr. Yarret Robles will continue to the Cleveland Clinic where he will join the Bariatric fellowship featuring minimally invasive laparoscopic bariatric operations. Dr. Bradley Gaddis will be joining a private practice in Orlando, Fl.

INTELLIGENT MARKETING STARTS HERE

GUARANTEED DIGITAL REACH WITH EVERY SLS RETARGETING CAMPAIGN.
DIRECT. INTELLIGENT. TRACKABLE. QUANTIFIABLE.

THE POWER OF RETARGETING.

THE POWER OF AD RETARGETING

WHY RETARGETING?

Retargeting uses cookies to track visitors of one site and reach those same visitors with ads on other sites. Now you can retarget & advertise **directly** to SLS website visitors, SLS members, and conference attendees year-round!

GUARANTEED REACH

Ad retargeting guarantees sustained, specific exposure to the exact qualified audience you're trying to reach. No more guessing whether or not your ads are reaching the right people or if they're being seen by your potential customers.

QUANTIFIABLE ROI

Detailed analytics & reporting allow you to see your ad campaign results in real-time, including number of times your ad has been seen, number of clicks on your ad, and the geographical locations of where your ad has reached.

AD SIZES & SPECS

.JPG or .GIF static images only;
No Adobe® Flash® based Ads

728 x 90

300 x 250

160 x 600

A RECAP

As the global health crisis COVID-19 continued to redefine our world, SLS has worked tirelessly to re-imagine and redefine the virtual conference experience to continue our educational mission of providing an open forum for surgeons and other health professionals interested in minimally invasive and robotic surgery techniques and technologies.

Over the course of 5 weeks (10 sessions), over 950 attendees from over 28 different countries tuned in to experience Virtual SLS MIS 2021. Professionals, pioneers, and researchers gathered for a rare moment of community in the age of the digitally distanced. Education and research were at the core of the online experience with Virtual SLS MIS 2021 offering a total of 24 hours of programming, covering general surgery, gynecology, multispecialty presentations, and panel discussions. Additionally, over 70 residents, fellows, and medical students participated and presented their work to an international audience - a testament to SLS's dedication to foster and encourage involvement and advancement in MIS.

If you attended, we hope you enjoyed this successful conference! But if you weren't there to connect with all of us – here is a quick recap.

DAY 1 Opening Ceremony and Award Ceremony

Executive Director, Raymond J. Lanzafame, MD, MBA welcomed Honorary Chair Jixiang Wu, MD and Thiers Soares Taymundo, MD, PhD, where we learned about the recent Huaxia Minimally Invasive Forum in China and also learned in these trying times why it is important to say thank you. Our SLS Ambassador, Maurice K. Chung, RPh, MD welcomed our 20+ affiliated societies across the world. After that wonderful welcome, 2022 President John E. Morrison Jr., MD gave his President's Address as well as his final farewell as our 2021 SLS President.

While unable to recognize them face to face, we celebrated the excellence of our SLS Members as we awarded our Outstanding Awards and congratulated our graduating fellows.

It was an exciting introduction to Virtual SLS MIS 2022 and the discoveries and knowledge we would gain over the next 5 weeks.

DAY 2 General Surgery Presentations

This session was moderated by Michael S. Kavic, MD, George J, Melich, MD, Iswanto Sucandy, MD, and Paul Toomey, MD.

Couldn't attend every Program Session of Virtual SLS MIS 2021

Read it in the Abstract Supplement in JSLS!

Coming Soon to JSLS.

DAY 3 Plenary Session & Multispecialty Presentations Day 1

Today's multidisciplinary plenary session "Teaching Old Tricks to New Dogs" was overseen by session director John E. Morrison, MD, and co-director Jessica Ybanez-Morano, MD, MPH and assisted by faculty member Charles O. Kim, Jr., MD. The rising number of laparoscopic procedures performed by surgical residents is associated with a drastic decrease in the number of basic open procedures performed. Resident education has been further reduced as a result of enhanced regulation and work-hour restrictions. Some traditional open procedures are now unfamiliar to many residents. There is a need to include sufficient open operative experiences to instill confidence and develop necessary technical skill in performing open procedures when indicated.

The Multispecialty session was moderated by Bolaji O. Ajao, MD, MPH, John E. Morrison, Jr., MD, and Jay A. Redan, MD.

DAY 4 Plenary Session & Global Perspectives in MIS

Today's multidisciplinary plenary session "Telepresence and the Application of Novel Technologies in MIS Training" was overseen by session director Justin W. Collins, MBCh, MD, FRCS (UROL), and co-director Richard M. Satava, MD who additionally moderated the session with panelist Yulun Wang, PhD. The role of telepresence services in healthcare in an increasingly connected world and the rate of adoption has been accelerated during the COVID-19 pandemic. There is growing interest in the potential synergy between telepresence and minimally invasive surgery. The development of digital surgery has resulted in new and efficient ways to train and monitor the surgeon's performance. Robotic surgery provides an ideal environment for surgical telementoring and telesurgery given its endoscopic optics and mechanized instrument movement.

This Global Perspectives in MIS session was moderated by Maurice K. Chung, RPh, MD, Michael W. Cook, MD, and Phillip P. Shadduck, MD, DrHC.

DAY 5 Gynecology Presentations

This session was moderated by Louise P. King, MD, JD, Juan L. Salgado-Morales, MD, and Jessica Ybanez Morano, MD, MPH.

DAY 6 Keynote Speaker & State of the Art in Robotics

Our Future Technology Keynote speaker was Mark Nelson, PhD who discussed Biosphere 2's Radical Experiment Global Ecology: Echotechnic Insights for the Paradigm Shift Need to Regenerate Our World. Dr. Mark Nelson is Chairman of the Institute of Ecotechnics, head of Wastewater Gardens International and has worked for several decades in closed ecological system research, bioregenerative space life support, ecological engineering, restoration of damaged ecosystems, desert agriculture and wastewater recycling. Dr. Nelson was a member of the eight person "biospherian" crew for the first two year Biosphere 2 closure experiment, 1991-1993. The project included pioneering regenerative agriculture and waste and water recycling. In the 1970s, he planted an organic fruit orchard at Synergia Ranch, Santa Fe NM and has helped manage its organic fruit and vegetable farm for decades. Associate Editor of Life Sciences in Space Research, his books include "Pushing Our Limits: Insights from Biosphere 2" (2018), "The Wastewater Gardener: Preserving the Planet One Flush at a Time" (2014).and "Life Under Glass: Crucial Lessons in Planetary Stewardship" (2020) by Mark and two fellow biospherians.

The State of the Art in Robotics session was moderated by Konstantinos Konstantinidis, Prof Dr Med, Mona Orady, MD, Sharona B. Ross, MD, and Iswanto Sucandy, MD.

DAY 7 Multispeciality Presentations Day 2

This session was moderated by Collin E.M. Brathwaite MD, MS, Stephen M. Kavic, MD, and Sharona B. Ross, MD.

DAY 8 Multispecialty Presentations Day 3

This session was moderated by Tim C. Brand, MD, Carson Wong, MD, and Ja-Hyun Shin, MD.

DAY 9 Plenary Session and Poster Presentations

Today's multidisciplinary plenary session "Artificial Intelligence: Making Surgery Smarter and Safer" was overseen by session director Jay A. Redan, MD, and co-director Seda Dzhantukhanova, MD, PhD. The field of Surgery is currently going through an amazing Metamorphosis. We have over the last 25 years gone from cutting people open, to operating through 5 mm incisions to now using robots, directed energy, check point inhibitors and augmented reality to take care of people. Information overload makes it very difficult for a physician to "know everything" about caring for a disease process at the same time a patient adding their own diagnosis and treatment found on Google and other search engines. What is the best way to take care of "this disease," "this surgical problem?" The answers change almost weekly to the point where it is difficult to give patient's current, accurate and factual advice. Information systems that are currently in evolution may be an excellent step forward for this to happen.

The poster session was moderated by William E. Kelley, Jr., MD, Radha Syed, MD, and Ian Hodgdon, MD.

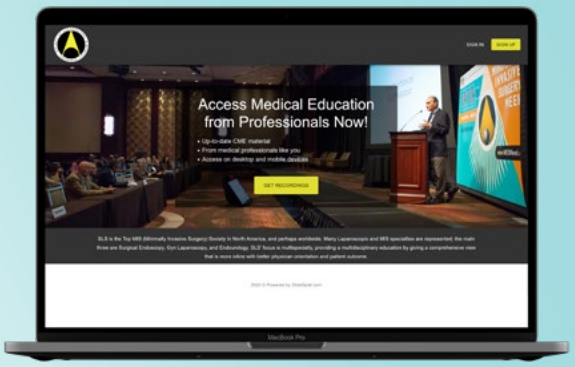

View Conference Recordings

On Demand

Earn CME Credits from anywhere in the world.
Learn more at *education.SLS.org*

DAY 10 EXCEL Award Presentation and Closing Ceremony

This year, the Society of Laparoscopic and Robotic Surgeons had the honor of bestowing the EXCEL Award to Dr. William E. Kelley, Jr, MD. Dr. William E. Kelley, Jr. is a graduate of the Boston University School of Medicine, and completed his general surgery internship and residency at the Medical College of Virginia in 1978. He was a Fellow of the American Cancer Society at MCV (1975-1976), and completed a fellowship in surgical oncology at Boston University in 1980. Since that time he was in private practice with the Richmond Surgical Group, Richmond VA until his retirement in October, 2017. He was director of general surgery for the Center for Surgical Innovation at Henrico Doctors' Hospital.

Dr. Kelley has been active internationally in the field of postgraduate surgeon education in minimally invasive surgery since 1990. He performed the first robot-assisted surgical procedure in the United

States following FDA approval. Dr. Kelley has contributed over 200 papers and presentations in the fields of surgical oncology, minimally invasive surgery, image-guided breast surgery, and robot-assisted surgery, and textbook chapters in laparoscopic antireflux, colon and spleen surgery. He has been an editor of the Journal of the Society of Laparoendoscopic Surgeons, a Past President of the Society of Laparoscopic and Robotic Surgeons and 12-year past-member of the Board of Trustees of the SLS.

In closing, we had another opportunity to watch the Best of Award Presentations and celebrated their contributions to the field of SLS. Outgoing President John E. Morrison, Jr., MD passed the presidential gavel to incoming president Mona Orady, MD.

We announced the results of the Board of Trustee elections and the approval of the proposed amendments to the bylaws. You may view the results and the composition of the new Board on page 15.

We would like to thank all our attendees, presenters, moderators and our sponsors as they made the event informative and special during these tough times. Their continued commitment and passion for the field of minimally invasive surgery and robotics is what inspires and motivates the members of SLS every day.

Click Here to View the Full Program

THANK YOU TO OUR SPONSORS

Medtronic

GORE

INTUITIVE SURGICAL

BEST OF AWARD WINNERS

The Medical Educator Consortium Award for Best Scientific Paper

Harel Jacoby, MD
The Effect of Body Mass Index (BMI) on Patient Outcomes Following Robotic Distal Pancreatectomy and Splenectomy

Michael S. Kavic Award for Best Scientific Paper by a Resident

Hazim Hakmi, MD
Improved Morbidity, Mortality, and Cost with Minimally Invasive Colon Resection Compared to Open Surgery

Paul Alan Wetter Award for Best Multispecialty Scientific Paper

Sujan Munver
Burnout Among Minimally Invasive Surgeons Prior to COVID-19: Results from a Multispecialty Survey of the Society of Laparoscopic & Robotic Surgeons

Harrith M. Hasson Award for Best Presentation Promoting Education or Training

Michael Dennis dela Paz, MD
Development and Pilot Testing of an Intra-Operative Smartphone Application with "Critical View of Safety" - Image-Recognition and Tele-Mentoring Networking functions Which Can Help Surgeons Prevent Bile Duct Injury Complication During Laparoscopic Cholecystectomy Procedures

Carl J. Levinson Award for Best Video

Elizabeth Miazga, MD
It's in the Bag! A Review of Laparoscopic Specimen Retrieval



Gustavo Stringel Award for Best Pediatric Surgery Presentation

Wendy Jo Svetanoff, MD, MPH
Thoracoscopic Resection of Trans-diaphragmatic Congenital Pulmonary Adenomatoid Malformation

Gustavo Stringel Award for Best Poster

Marycarmen Mendoza, MD
Early Stamm Gastrostomy Dislodgement Rescued by Video Laryngoscope

Gustavo Stringel Award for Best Poster by a Resident

Ashlee Green, MD, MS
Validation of a Laparoscopic Ureterolysis Simulation Model for Gynecology and Urology Resident Training

Gustavo Stringel Award for Best Poster by a Student

Jacqueline Hausner, BS
Artificial Intelligence Software: Can It Help Surgeons Perform Laparoscopic Cholecystectomy?

BEST OF AWARD WINNERS



Best General Surgery Scientific Paper

Se Hyun Paek, MD, PhD
Initial Experience of Robot-Assisted Breast Conserving Surgery

Best General Surgery Video

Alexandra Over, MD
Transverse Mesocolic Internal Hernia as a Rare Cause of Small Bowel Obstruction in a Virgin Abdomen: Diagnosis Management and Laparoscopic Repair

Best Gynecology Scientific Paper

Gregory Michael Swor, MD, MBA
Microlaparoscopic Method for Selective Appendectomy in Gynecologic Endometriosis and Pelvic Pain Surgery

Best Gynecology Video (1 of 2)

Samantha Benlolo, MD
A Stepwise Approach to LeFort Colpocleisis

Best Gynecology Video (2 of 2)

Taralyn Sowby, DO, MBA
Robotic Laparoscopic Isthmocele Repair in Early Pregnancy

Best Urology Video

Randeep Kashyap, MD, MPH
Kidney Living Donor and Recipient Rehearsal Platform Utilizing 3D Printed Hydrogel Models

Best Multispecialty Video

Golnaz Namazi, MD
Laparoscopic Management of Perforated Intra-Uterine Device Embedded in the Sigmoid Colon

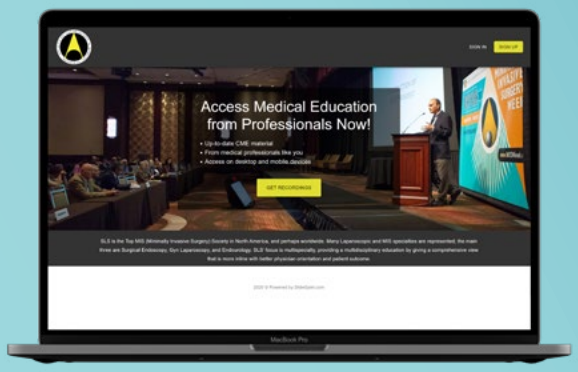

Watch The Winning Presentations

On Demand

Earn CME Credits from anywhere in the world.
Learn more at *education.SLS.org*

HONORABLE MENTION AWARDS

Honorable Mention Best General Surgery Scientific Paper

Silvio Alen Canton, MD
"SLIM-MESH": 11-Year Follow-up Study on Mid-Term Results in 43 Cases of Large-Giant/Massive Ventral Hernia

Honorable Mention Best General Surgery Scientific Paper

Massimo Arcerito, MD
Cruroplasty Reinforcement During Robotic Fundoplication for Large Paraesophageal Hernia

Honorable Mention Best Multispecialty Video

Megan Stemple, MD
Bladder Injury Repair With Barbed Sutures

Honorable Mention Best General Surgery Video

Paul Toomey, MD
Robotic Distal Pancreatectomy and Splenectomy

Honorable Mention Best Gynecology Scientific Paper

Adjoa Bucknor, MD
Trends in Inpatient Endometriosis Management in New York State, 2009-2017

Honorable Mention Best Gynecology Scientific Paper

Anupama Bahadur, DNB
To Evaluate Effectiveness of a Pragmatic, Interdisciplinary Model for Enhanced Recovery After Surgery (Eras) In Gynaecological Surgeries Versus Conventional Approach: A Randomized Controlled Trial

Honorable Mention Best Gynecology Video

Anupama Bahadur, DNB
Robot Assisted Partial Cystectomy for Bladder Endometriosis – Dual Approach involving Cystoscopy and Robotic Surgery

Honorable Mention Best Gynecology Video

Yasuhiko Shiki, MD
Surgical Field Development for Laparoscopic Hysterectomy: Extracorporeal Suspension with Straight Needle and Thread and Its Practice in Dry Box

Honorable Mention Best Gynecology Video

Gerald Feuer, MD
Technical Approach for Robotic-Assisted Staging and Optimal Cytoreduction of Locally Advanced Endometrial Cancer

Honorable Mention Best Urology Video

Salma Ahsanuddin, BS
Robotic Approach to Retroperitoneal Leiomyosarcoma Using a Single-Port Technology with Management of Difficult Situation

Honorable Mention Best Urology Video

Nermarie Velazquez, MD
Robot-Assisted Laparoscopic Nephroureterectomy in a Horseshoe Kidney: Use of Indocyanine Green and Near-Infrared Imaging Assists with Intraoperative Assessment of Vascularity

Board of Trustees 2021-2022

Raymond J. Lanzafame, MD, MBA
Executive Director
Chairman

Mona Orady, MD
President

Paul Toomey, MD
Vice President

Radha Syed, MD
Treasurer - Secretary

John E. Morrison, Jr., MD
Immediate Past President

Ian A. Hodgdon, MD
Trustee

Sharona B. Ross, MD
Trustee

Michael W. McDonald, MD
Trustee

Juan L. Salgado-Morales, MD
Trustee

Ja Hyun Shin, MD
Trustee

Jessica Ybanez-Morano, MD, MPH
Ex-Officio Trustee
AIDE Advisor

Richard M. Satava, MD
Ex-Officio Trustee
Scientific & Technology Advisor

Maurice K. Chung, RPh, MD
Ex-Officio Trustee
International Advisory Committee Chair

Michael S. Kavic, MD
Ex-Officio Trustee
JSLS Editor-in-Chief

Ronald Fieldstone, Esq.
Ex-Officio Trustee

Paul A. Wetter, MD
Chairman Emeritus,
Ex-Officio

Thank you to our Member who is leaving the Board

Louise P. King, MD, JD

Thank you for your service to SLS!

Check your mail, because you're invited to...

SLS Announces the Creation of the AIDE Initiative:

Accountability, Inclusion, Diversity & Equity

A commitment to diversity, inclusion and equity is critical to the practice of medicine and the provision of high quality patient care. The mission of SLS is to promote excellence in patient care by providing an open forum for surgeons and other health professionals interested in minimally invasive surgery and therapy through the introduction, discussion and dissemination of new and established ideas, techniques and therapies in minimal access surgery. Without a dedicated commitment to the advancement of diversity, inclusion and equity across health care, such a mission cannot be approached in a way that ensures the needs of all individuals are met such that they are able to thrive. Efforts and initiatives are needed to increase diversity in the medical workforce and ensuring that workforce and leadership representation reflects the diversity of the US population. Bias and discrimination based upon background, race, color, age, disability, gender, gender identity, gender expression, genetic information, national origin, sex, sexual orientation, religion or veteran status should be opposed.

SLS pledges a commitment to diversity, inclusion and equity. SLS recognizes that efforts and initiatives are needed to increase diversity in the medical workforce, that the pipeline of underrepresented students entering graduate school, medical school, residency programs and advanced fellowships needs to be increased, and that inclusive curricula in undergraduate, graduate and continuing medical education needs to address the unique health concerns of underrepresented individuals.

SLS supports the eradication of bias, the development of policies that promote diversity and inclusion, and diverse educational programming. Opportunities for structural change include: joint collaboration with educational institutions and like-minded organizations, development of mentorship networks and resources, facilitation of educational opportunities for basic and advanced training in MIS and robotic techniques and technologies, and efforts to increase representation of Persons of color, others underrepresented in medicine, and advancement of women in medicine and surgery, among others.

The Society of Laparoscopic & Robotic Surgeons (SLS) is pleased to announce the appointment of Jessica Ybanez-Morano, MD MPH to the position of AIDE Advisor to the Board of Directors of SLS.

Dr. Jessica Ybanez-Morano is a Professor of Obstetrics and Gynecology at the Northeast Ohio Medical University. She practices at the West Virginia University Medicine Reynolds Memorial Hospital. She is the Medical Director for the Department of Obstetrics and Gynecology. She specializes in reduced site gynecologic laparoscopic techniques and vaginal re-enhancement. She is focused with single-site laparoscopic surgery for gynecology procedures. Dr. Ybanez-Morano continues to practice high-risk Obstetrics. Recently, she served as Immediate Past President for SLS (The Society of Laparoscopic and Robotic Surgeons) in 2021.

Dr. Ybanez-Morano is doubly boarded with the American College of Obstetricians and Gynecologists and the American College of Physician Executives (aka the American Association of Physician Leaders.) She maintains numerous academic positions. She received adjunct faculty appointments with the West Virginia School of Osteopathic Medicine, West Liberty University and West Virginia University School of Medicine.

She graduated with a combined degree. She received her MD/MPH from West Virginia University and the Johns Hopkins University. She is a Fellow in the American College of Obstetrics and Gynecology and the American Society for Colposcopy and Cervical Pathology. She is a Certified Physician Executive and a Diplomate with the American College of Physician Executives (also known as American Association of Physician Leaders. She serves on the Editorial Board of the Journal of the Society of Laparoscopic and Robotic Surgeons (JSLS.)

Click to Learn about the AIDE Initiative

Providing For The Education Of Surgeons For Years To Come…

Dr. Paul Alan Wetter and Janis Chinnock Wetter brought multiple surgical specialties together in 1990 to start a new type of multi-specialty medical society, the Society of Laparoendoscopic Surgeons, now known as the Society of Laparoscopic and Robotic Surgeons. Their leadership and vision created an open forum for surgeons and other health professionals interested in minimally invasive surgery and therapy. SLS has grown to become a vibrant, global, professional organization that produces innovative journals, conferences, videos, textbooks and other electronic media and is a resource for postgraduate training fellowships in advanced minimally invasive and robotic surgery, and surgical simulation. It is the largest organization of its kind in the world.

SLS endeavors to improve patient care and promote the highest standards of practice through education, training, and the dissemination of new and established ideas, techniques and therapies in laparoscopic, endoscopic, robotic, and minimally invasive surgical techniques and technologies.

Dr. Wetter was the Chairman of SLS through 2018 and currently continues to serve on the SLS Board of Directors as Chairman Emeritus. Janis Chinnock Wetter managed the Society's operations from it is inception until her retirement in 2018. They have been longstanding benefactors who have made numerous monetary donations to SLS, their donation of time and talents notwithstanding.

The Board of Directors and Officers of SLS gratefully acknowledge and thank them for their recent donation of a significant number of shares of Apple, Inc. stock to the Society of Laparoscopic and Robotic Surgeons Education and Research Fund.

This latest example of ongoing philanthropy and generosity will go a long way to our goal of creating a fund corpus that is capable of providing sufficient interest income for distribution as educational grants and resources in support of our Society's educational mission. Their contribution will provide for the education of surgeons for many years to come.

You Too Can Make a Difference…

Your donations in any amount help to support SLS and its programs and services. SLS is a non-profit, 501c3 organization incorporated in the State of Florida. If you are interested in learning more about making a tax-deductible charitable donation or a legacy gift in support of the SLS Education and Research Fund or other SLS programs, please contact us at Info@sls.org.

RENEW YOUR MEMBERSHIP TODAY!

"For the last 5 years I have had the opportunity to become involved with the SLS. As a urologist I have found the meetings extremely informative learning from my colleagues not just in Urology but also from the fields of General Surgery and Gynecology. It is the best collaborative meeting I have attended. Not only is the learning portion of the meeting exceptional but the people I have met nationally and internationally are truly professional whom I consider great friends as well."
- Michael McDonald, MD

- **Support the mission of SLS to improve patient care and promote the highest standards of practice through education, training, and information**
- **All SLS dues and donations are tax deductible for US Taxpayers**
- **Receive registration discounts to attend MISWeek**
- **And even more!**
  See next page for more information.

World Class Conferences and Resources

- Network with professionals from around the world
- Engage a multidisciplinary body of knowledge and professional development resources
- A wide range of programming to receive CME Credits
- Free Online CME opportunities for members

Increase the Reach of Your Practice

- Exclusive enrollment in SLS' "Find a Specialist" Patient Referral Map and Online Database
- Exclusive access to online member portal where you can connect with members worldwide

Exclusive Member Interactions

- Participate and engage in Special Interest Groups (SIG's)
- Participate in our online DocMatter community
- Special membership rates for Students, Residents, Fellows & Active Duty Military Personnel
- Have your successes featured in "Members in the News"

Unlock the Online World of MIS

- Unique multispecialty & multidisciplinary content
- Access SLS Scholarly Search & Open Access Titles & Videos
- Network with a range of international affiliates & opportunities to exchange ideas, techniques & technologies
- Join the conversation on our blog & social media outlets

Publications to Keep You at the Forefront of MIS

- Free Digital Subscription to *JSLS, Journal of the Society of Laparoscopic & Robotic Surgeons*
- Free Digital Subscription to *CRSLS, Case Reports Journal*
- Receive *JSLS Anywhere*, a quarterly update on *JSLS* articles
- Open access to Proceedings, Textbooks, and Websites

Member Deals & Discounts

- Access to huge savings and exclusive discounts
- Special offers, preferred seating, tickets to top attractions, theme parks, sporting events, hotels and much more!

Join or Renew Today:
SLS.org/membership