SLS NOW

EDITION 9 | April - June 2021

Countdown to Virtual SLS MIS 2021

A Publication of the Society of Laparoscopic & Robotic Surgeons

Table of Contents

1 JSLS Article Spotlight

2 Fellowship Spotlight

3 SLS Fellowship Receives Second Intuitive Foundation Robotic Surgical Fellowship Grant

4 Earn CME Credits Online

5 Members in the News

6 Register for Virtual SLS MIS 2021!

7 Virtual SLS MIS 2021 Program Plan

17 Virtual SLS MIS 2021 Award Winners

19 Virtual SLS MIS 2021 Honorable Mentions

20 Virtual SLS MIS 2021 Sponsorship

21 SLS Re-targeting Package

22 Renew Your Membership Today!

This Newsletter is Interactive. Look for the

Article Spotlight

JSLS

JSLS (2020) 24(4):00064

Review Article

BCL-6 Overexpression as a Predictor for Endometriosis in Patients Undergoing In Vitro Fertilization

Camran Nezhat, MD, Anupama Rambhatla, MD, Catarina Miranda-Silva, MD, Atena Asiaii, MD, Kimsa Nguyen, BS, Aimee Eyvazzadeh, MD, Salli Tazuke, MD, Shruti Agarwal, DO, Sunny Jun, MD, Azadeh Nezhat, MD, and Robert A. Roman, MD

Abstract

Objective:
To evaluate the positive predictive value (PPV) of endometrial BCL-6 overexpression as a noninvasive screening test endometriosis in patients undergoing in vitro fertilization (IVF).

Methods:
Retrospective cohort study at a university-affiliated private practice. Inclusion criteria were reproductive age females currently undergoing IVF with a diagnosis of unexplained infertility or unexplained recurrent pregnancy loss. Those with endometrial BCL-6 overexpression underwent laparoscopic surgery with an indication for treatment of suspected endometriosis. The primary outcome was the PPV of endometrial BCL-6 testing to surgically diagnose endometriosis. Statistical analysis was performed using SPSS v.25.0.

Results:
Seventy-five patients met inclusion criteria for our study. The PPV of BCL-6 testing for endometriosis was 96%. Of those patients without endometriosis, 100% had other inflammatory pelvic pathologies, which were diagnosed and treated at the time of laparoscopy.

Conclusions:
Endometrial BCL-6 overexpression has a high PPV for diagnosing endometriosis and can help identify a patient population that may require surgical treatment before embryo transfer.

Keywords: Endometriosis, BCL6, Unexplained Infertility, Recurrent Pregnancy Loss, In Vitro Fertilization

Endometriosis is a progressive, estrogen-dependent, chronic inflammatory disease affecting approximately 10% of reproductive age women, and over 200 million women worldwide.[1–3] It is an ancient disease described as early as 1855 BC by Egyptians as "suffocation of the womb" long before the histologic diagnosis of ectopic endometrial-like glands and stroma was described by Karl von Rokitansky in 1860.[4] Endometriosis has been reported in every organ in the human body, with clinically significant extragenital endometriosis leading to genitourinary, gastrointestinal, thoracic, and/or nervous system dysfunction.[5–8] Patients with endometriosis have almost double the risk of developing ovarian cancer, and endometriosis treatment can decrease the risk of malignancy.[9]

Affected women can present with dysmenorrhea, non-menstrual pelvic pain, ovulatory pain, dyspareunia, dyschezia, and/or changes to bowel or bladder function which can be exacerbated during menses.[10] Symptom severity varies from debilitating to mild, with up to 25% of women being completely asymptomatic.[11] Some women may only present with unexplained infertility, with an increased suspicion for endometriosis arising only after multiple failed in vitro fertilization (IVF) treatments.[12] If there is no treatable cause of infertility, which occurs after documentation of at least one patent fallopian tube, evidence of ovulation, and a normal semen analysis in the male partner, women are given the diagnosis of unexplained infertility.[13] In fact, endometriosis is a leading cause of unexplained infertility, accounting for up to 50 ...

To read more of this article, please **click here.**

DIGNITY HEALTH FELLOWSHIP IN ENDOMETRIOSIS, MENSTRUAL DISORDERS, AND ADVANCED MINIMALLY INVASIVE ROBOTIC SURGERY

Location: Institute for Advanced Gynecology and Minimally Invasive Surgery, Dignity Health Medical Group and Saint Francis Memorial Hospital, San Francisco CA
Preceptor: Dr. Mona E. Orady, MD, FACOG

OTHER AVAILABLE SLS FELLOWSHIPS

Fellowship in Minimally Invasive & Robotic Surgery in Gynecology & Reproductive Surgery
Director: Camran Nezhat, MD - Palo Alto, CA

Fellowship in Minimally Invasive & Robotic Surgery in Gynecologic Benign & Malignant Pathologies
Director: Farr Nezhat, MD - New York, NY

Fellowship in Minimally Invasive & Robotic Surgery in Gynecology and Reproductive Surgery
Director: Ceana Nezhat, MD - Atlanta, GA

SLS Fellowship in Advanced Minimally Invasive and Endoscopic Techniques in General and Colorectal Surgery
Director: Jiri (George) Melich, MD, FRCS(C) - Vancouver, BC, Canada

Florida Surgical Specialists Enhanced General Surgery Fellowship: Advanced Laparoscopic and Robotic Foregut, Hernia and Colorectal Fellowship
Director: Paul Toomey, MD & Riva Das, MD - Bradenton, FL

The Marchand Institute for Minimally Invasive Surgery and Steward Health Mountain Vista Medical Center Affiliated Fellowship Program in Minimally Invasive and Robotic Gynecologic Surgery
Director: Hadia Awad, MD

Minimally Invasive Gynecologic Surgery Fellowship (FMIGS) of South Florida
Director: Emery Salom, MD - Miramar, FL

Carlos Pellegrini and Brant Oelschlager Surgical Simulation Fellowship
Director: Robert Sweet, MD - Seattle, WA

Click to apply to this or any of our SLS Fellowships

This one-year fellowship-training program will provide fellows with extensive experience in the comprehensive diagnosis and minimally invasive surgical management of the full range of menstrual disorders with a strong focus on Endometriosis, Fibroids, and Abnormal Uterine Bleeding. The experience and education provided will give the fellow the skills to accurately diagnose and treat the full spectrum of Advanced Benign GYN conditions.

Diagnostic focus will be on advanced office GYN ultrasound and office hysteroscopy while surgical management focuses on the full spectrum of minimally invasive surgery including operative hysteroscopy, Mini-Micro laparoscopy, and advanced robotic surgery techniques. Office procedures are performed 2 days per week including at least 30-40 ultrasounds and office procedures per week and operating room experience occurs 2-3 days per week. Current volume consisted of 4-6 advanced endometriosis surgeries per week and 1-2 days of mini-micro laparoscopy and mini-microlaparoscopy per month. The focus is on fertility preserving surgery including the use of the CO2 laser and advanced robotic, mini-micro, and hybrid techniques as well as operative hysteroscopy. Collaboration with General Colorectal surgery, GI, and urology allows a multidisciplinary experience that can be guided by the fellow as to the experience they with to have in an individualized fashion. Rotations in the Institute will involve direct observation of patient counseling, preoperative ultrasound techniques, and selection of proper candidates for various minimally invasive procedures.

Post-operative management of these patients as well as understanding the treatment of the associated pain and infertility related to endometriosis will be discussed including the treatment of chronic pain, nerve and pelvic floor dysfunction and sexual dysfunction. Pre-operative assessment and surgical planning for advanced stage endometriosis patients and patients with Deep Infiltrating Endometriosis with multiple organ invovlment will be emphasized prior to surgery. Surgical approach and the organized multidisciplinary approach to management and surgical planning will be thoroughly taught. The assessment and management of advanced leiomyoma cases will be taught as well as well as the roles and indications for both conservative treatments as well as surgical intervention with Myomectomy. The role of laparoscopic hysterectomy, for both definitive treatment of endometriosis and/or management of large fibroid uteri is also emphasized. The Fellow will also learn the principles and techniques for approaching and treating infertility pathology, ovarian pathology and interstitial cystitis. Finally, the Fellow will become proficient in hysteroscopy, cystoscopy, proctoscopy, and pelvic ultrasonography.

SLS Fellowship Receives Second Intuitive Foundation Robotic Surgical Fellowship Grant

MIAMI, FLORIDA

The Society of Laparoscopic and Robotic Surgeons has once again been awarded a $77,000 grant from the Intuitive Foundation Robotic Surgical Fellowship Grant Program. This grant was awarded to support the Florida Surgical Specialists Enhanced General Surgery Fellowship: Advanced Laparoscopic and Robotic Foregut, Hernia and Colorectal Fellowship.

The Society of Laparoscopic & Robotic Surgery (SLS) presents the Florida Surgical Specialists Enhanced General Surgery Fellowship. This fellowship will include training in all facets of General Surgery with a focus in minimally invasive surgery. The fellowship will feature robotic foregut, hernia and colorectal operations. Additionally, they offer Laparoendoscopic Single-Site (LESS) operations, including LESS cholecystectomies and LESS anti-reflux operations.

The fellowship started 2019-2020 and is a one year fellowship. There are two available positions for 2022-2023 and they will start accepting applications in September 2021. Intuitive has graciously agreed to sponsor one of the fellowship positions annually since 2020. One of the main hospitals for Florida Surgical Specialists, Manatee Memorial Hospital, in Bradenton, Fl was named a Robotic Center of Excellence in 2021. Dr. Paul Toomey (Fellowship Director) has been named a Master Surgeon in Robotic Surgery by the Surgery Review Corporation. Dr. Toomey has completed over 500 robotic operations and is proctor for Intuitive Surgical. Dr. Toomey has also undertaken over 400 LESS cholecystectomies. Dr. Riva Das (Co-director) is a robotic colorectal specialist who serves all of southwest Florida.

The SLS would like to congratulate the 2021-2022 graduating fellows. Dr. Yarret Robles will continue to the Cleveland Clinic where he will join the Bariatric fellowship featuring minimally invasive laparoscopic bariatric operations. Dr. Bradley Gaddis will be joining a private practice in Orlando, Fl.

Earn CME Credit Online

Earn CME Hours without leaving your home or office with The Society of Laparoscopic & Robotic Surgeons (SLS)

MISWeek 2018 & MISWeek 2019

FREE for SLS Members & Registered Conference Attendees

Non-Members:
$50 per CME Hour
$900 for full access (18 CME credits)

Virtual SLS MIS 2020

FREE for Registered Conference Attendees

SLS Members:
$50 for full access (19 CME credits)
$10 per session (3 CME credits)
$5 per session (1 CME credit)

Non-Members:
$250 for full access (19 CME credits)
$40 per session (3 CME credits)
$15 per sessions (1 CME credit)

Selected material from Minimally Invasive Surgery Week 2018* and Minimally Invasive Surgery Week 2019**, and Virtual SLS MIS 2020† are presented in video format for online CME credit.

To earn CME credit, sign-in at https://education.sls.org, select a session, select a recording for which CME is available, and view the recording. Once you have completed viewing the content, click the "NEXT" button to take the post-test. Complete the post-test with a 75% passing score and a PDF file with your certificate will automatically be sent to you via email. You will be allowed two attempts to pass the test.

Members: Go to https://education.sls.org, and use your name and the email address on file with SLS when signing in to the site to access your free online account.

Not a member? Go to www.SLS.org/membership to join SLS and take advantage of this free program. Physician membership is $295 per calendar year. Discounted membership is available for Active Duty Military, Medical Students, Residents, Fellows, and Affiliated Medical Personnel. Contact Info@SLS.org for assistance.

The Society of Laparoscopic & Robotic Surgeons (SLS) is a is accredited by the Accreditation Council for Continuing Medical Education (ACCME) to provide continuing medical education for physicians.

Selected Material from MISWeek 2018 & MISWeek 2019:
The Society of Laparoscopic & Robotic Surgeons (SLS) designates this enduring activity for a maximum of *18 AMA PRA Category 1 Credits™*. Physicians should claim only the credit commensurate with the extent of their participation in the activity.

Selected Material from Virtual SLS MIS 2020:
The Society of Laparoscopic & Robotic Surgeons (SLS) designates this enduring activity for a maximum of *19 AMA PRA Category 1 Credits™*. Physicians should claim only the credit commensurate with the extent of their participation in the activity.

Successful completion of this CME activity, which includes participation in the evaluation component, enables the learner to earn credit toward the CME and Self-Assessment requirements of the American Board of Surgery's Continuous Certification program. It is the CME activity provider's responsibility to submit learner completion information to ACCME for the purpose of granting ABS credit.

** Minimally Invasive Surgery Week 2018 was held August 29-September 1, 2018 at the Sheraton New York Times Square Hotel, New York, New York, USA*
*** Minimally Invasive Surgery Week 2019 was held September 4-7, 2019 at The Roosevelt New Orleans Hotel, A Waldorf Astoria Hotel, New Orleans, Louisiana, USA*
† Virtual SLS MIS 2020 was held virtually, two days per week, over four weeks; August 26-27, September 2-3, September 9-10, and September 16-17, 2020.

Members in the News

SLS congratulates Collin E. M. Brathwaite on his appointment to Professor of Surgery at NYU Long Island School of Medicine.

Collin E. M. Brathwaite, MD, MS FACS is Professor and Chairman of the Department of Surgery at the NYU Long Island School of Medicine (NYU LISOM). He is also the current Chairman of the Department of Surgery at NYU Langone Hospital—Long Island; a position that he has held since January 2013. He is Chief of the Division of Minimally Invasive and Bariatric Surgery. Dr. Brathwaite graduated from Howard University's Accelerated (3-year) Medical Program in 1983 where he received the Lasalle D. Lefall Jr. MD Honors Award in Surgery. He completed his General Surgery residency at St. Vincent's Hospital and Medical Center of New York and fellowship training in Trauma and Critical Care at the prestigious Maryland Shock Trauma Center at the University of Maryland. Dr. Brathwaite completed a Master of Science in Health Care Delivery Leadership at the Icahn School of Medicine at Mount Sinai in New York (2015-2017).

As an educator he has been the recipient of many teaching awards including the Golden Apple Award for Teaching at the Robert Wood Johnson Medical School as well as Excellence in Teaching and Attending of the Year on multiple occasions while at Stony Brook University.

As a researcher, Dr. Brathwaite has been the Principal Investigator for many clinical trials including the field of bariatric surgery, hernias and deterring post-surgical abdominal adhesions. He holds three patents. His research today investigates the surgical treatment of diabetes and obesity. He has also has authored 183 Peer reviewed manuscripts and abstracts, and has presented at SLS on many occasions.

In addition to SLS, Dr Brathwaite is a member of many other prestigious professional societies including the Society for Surgery of the Alimentary Tract, and the Alpha Omega Alpha Honor Society among others. He has held leadership roles in several.

SLS announces the appointment of Sharona B. Ross MD, FACS as its RUC Representative to the AMA RUC.

It is critically important that our voices be heard in the halls of medicine and in discussions that affect clinical practice and the economics of practice.

The AMA/Specialty Society RVS Update Committee (RUC), provides medicine a voice in shaping Medicare relative values. The RUC is dedicated to describing the resources required to provide physician services which the Centers for Medicare & Medicaid Services (CMS) considers in developing Relative Value Units (RVUs). Although the RUC provides recommendations, CMS makes all final decisions about what Medicare payments will be.

Dr. Ross is Professor of Surgery at the College of Medicine University of Central Florida. She is also the Director of the Advanced GI Foregut and HPB Surgery Fellowship and Director of MIS, Surgical Endoscopy and Robotic Surgery at AdventHealth Tampa. She continues to develop new techniques to promote the safety and application of Minimally Invasive Laparo-Endoscopic Single Site (LESS) and Robotic Surgery. Dr. Ross is one of the few surgeons offering robotic complex abdominal operations for malignancies of the esophagus, stomach, pancreas, biliary system, gallbladder, liver, and small bowel. Dr. Ross is the Founder and Chair of the International Women in Surgery Career Symposium and Founder and Director of the FHT Women in Surgery Initiative.

THE SOCIETY OF LAPAROSCOPIC & ROBOTIC SURGEONS
ANNUAL MEETING 2021

VIRTUAL SLS MIS 2021

THE FUTURE OF MIS

SEPTEMBER
22 - 23 | 29 - 30

OCTOBER
6 - 7 | 13 - 14 | 20 - 21

SURGERY • GYNECOLOGY • UROLOGY • PEDIATRIC SURGERY
ROBOTIC SURGERY • ENDOSCOPY • MINIMALLY INVASIVE
TECHNIQUES & TECHNOLOGIES • OTHERS

EARN UP TO 28 CME CREDITS!

TAP HERE TO REGISTER

For more information, visit WWW.MISWEEK.ORG

VIRTUAL SLS MIS 2021

SEPTEMBER 22 - 23 | 29 - 30 OCTOBER 6 - 7 | 13 - 14 | 20 - 21

PRELIMINARY SCHEDULE

DAY 1: WEDNESDAY, SEPTEMBER 22

11:00am – 11:10am	**Welcome/Opening Remarks** Raymond J. Lanzafame, MD, MBA
11:10am – 11:50am	**Honorary Chairs**
11:10 – 11:15am	**Introduction of Honorary Chair** Jessica Ybanez-Morano, MD, MPH
11:15 – 11:30am	Jixiang Wu, MD *Huaxia Minimally Invasive Forum in China*
11:30 – 11:35am	**Introduction of Honorary Chair** John E. Morrison, Jr., MD
11:35 – 11:50am	Thiers Soares Raymundo, MD PhD *Wonderful Time to Say Thank You*
11:50am – 12:00pm	**Affiliate Society Welcome** Maurice K. Chung, RPh, MD
12:00pm – 12:05pm	**Introduction of SLS President** Jessica Ybanez-Morano, MD, MPH
12:05pm – 12:20pm	**Presidential Address** John E. Morrison, Jr, MD
12:20pm – 1:55pm	**Awards & Recognitions** Awards SLS Fellow Recognitions Recognition of Sponsors and Corporate Members Innovation of the Year
1:55pm – 2:00pm	**Concluding Remarks**

**Schedule subject to change without notice*

DAY 2: THURSDAY, SEPTEMBER 23

11:00am – 11:10am	**Welcome/Opening Remarks** Raymond J. Lanzafame, MD, MBA
11:10am – 1:25pm	**General Surgery Session**
11:10 – 11:18am	*Laparoscopic Pancreaticoduodenectomy: Feasibility and Safety in a Big Neoplasm of the Uncinate Process* Andrea Caneparo, MD
11:19 – 11:27am	*The Effect of Body Mass Index (BMI) on Patient Outcomes Following Robotic Distal Pancreatectomy and Splenectomy* Sharona Ross, MD
11:28 – 11:36am	*Robotic Distal Pancreatectomy and Splenectomy* Paul Toomey, MD
11:37 – 11:45am	*Robotic Distal Pancreatectomy and Splenectomy in a Patient with Neuroendocrine Neoplasm* Emanuel Shapera, MD
11:46 – 11:54am	*Robotic Assisted Duodenectomy (D3 & D4) for MYH Associated Duodenal Polyposis* Kevin Choong, MD
11:55 – 12:03pm	*Biliary Dyskinesia – Is it Real?* Zachary Brown
12:04 – 12:12pm	*Robotic Resection of Segment VIII Hepatocellular Carcinoma in a Cirrhotic Liver* Emanuel Shapera, MD
12:13 – 12:21pm	*Research Progress of Heterotopic Auxiliary Liver Transplantation* Junnan Wang, MD
12:22 – 12:30pm	*The Use of a Bariatric Port as a Liver Retractor* Helen Quach, MD
12:31 – 12:39pm	*Development and Pilot Testing of an Intra-Operative Smartphone Application With "Critical View of Safety"-Image-Recognition and Tele-Mentoring Networking Functions Which Can Help Surgeons Prevent Bile Duct Injury Complication During Laparoscopic Cholecystectomy Procedures.* Michael Dennis dela Paz, MD
12:40 – 12:48pm	*Improved Morbidity, Mortality, and Cost With Minimally Invasive Colon Resection Compared to Open Surgery* Hazim Hakmi, MD
12:49 – 12:57pm	*Learning Curve of Robotic Total Mesorectal Excision Versus Transanal Total Mesorectal Excision: A Single-Center Study* Martin Karamanliev, MD
12:58 – 1:07pm	*Predictive Significance of Tumour Size in Patients Undergoing Curative Surgery for Colorectal Cancer: Retrospective Cohort Study* Shahab Hajibande, MBBS, MRCS
1:08 – 1:16pm	*The Impact of Preoperative Mesenteric Angiography and Intraoperative Indocyanine Green Angiography on the Surgical Results of Robotic Rectal Resection Due to Rectal Cancer* Tsvetomir Ivanov, MD, PhD
1:17 – 1:25pm	*Minimally Invasive Urgent Colectomies Confer Lower Adverse Outcomes Compared to Open: An Analysis of the ACS NSQIP* Luv Hajirawala, MD, MS
1:26pm – 1:55pm	**Discussion** Moderators: Michael S. Kavic, MD, George Melich, MD, Iswanto Sucandy, MD, Paul Toomey, MD
1:55pm – 2:00pm	**Concluding Remarks**

**Schedule subject to change without notice*

DAY 3: WEDNESDAY, SEPTEMBER 29

11:00am – 11:10am	**Welcome/Opening Remarks** Raymond J. Lanzafame, MD, MBA
11:10am – 12:10pm	**PLENARY: Teaching Old Tricks to New Dogs** Director: John E. Morrison, Jr., MD Co-Director: Jessica Ybanez-Morano, MD, MPH
11:10 – 11:25am	*Common Bile Duct Exploration* John E. Morrison, Jr., MD
11:25 – 11:40am	*There Is No Shame In Conversion. Laparoscopic Surgery: When to Convert to Laparotomy?* Jessica Ybanez-Morano, MD, MPH
11:40 – 11:55am	*The Evolution of Surgical Techniques in Urology from Open, Laparoscopic and Robotic Surgery* Charles Kim, MD
11:55 – 12:10pm	Discussion/Q&A – All Faculty
12:10pm – 1:25pm	**Multispecialty Session**
12:10 – 12:18pm	*One Appendix, Three Diagnoses* Nisha Narula, MD
12:19 – 12:27pm	*Comparison of Outcomes and Costs Using Different Laparoscopic Energy Devices for Appendectomy in an Academic Hospital From a Middle Income Country in South America* Laura Gaitán, MD
12:28 – 12:36pm	*Clinical Implications of Anatomic Variations of the Presacral Space* Tosin Odunsi, MD, MPH
12:37 – 12:45pm	*To Evaluate Effectiveness of a Pragmatic, Interdisciplinary Model for Enhanced Recovery After Surgery (Eras) In Gynaecological Surgeries Versus Conventional Approach: A Randomized Controlled Trial* Anupama Bahadur, DNB
12:46 – 12:54pm	*Variables Affecting Opening Intra-abdominal Pressure in Laparoscopic Surgery* Colleen Murphy, MD
12:55 – 1:03pm	*Analysis of Response to the COVID-19 Pandemic and Impact on Gynecologic Surgery at a Large Academic Hospital System* Shabnam Gupta, MD
1:04 – 1:12pm	*Thoracoscopic Resection of Trans-diaphragmatic Congenital Pulmonary Adenomatoid Malformation* Wendy Jo Svetanoff, MD, MPH
1:13 – 1:21pm	*Laparoscopic Gastrostomy During an Open Abdominal Procedure: A Novel Approach in Pediatric Patients* Kayla Briggs, MD
1:22pm – 1:55pm	**Discussion** Moderators: Bolaji Ajao, MD, MPH, John E. Morrison, Jr., MD, Jay A. Redan, MD
1:55pm – 2:00pm	**Concluding Remarks**

**Schedule subject to change without notice*

DAY 4: THURSDAY, SEPTEMBER 30

11:00am – 11:10am	**Welcome/Opening Remarks** Raymond J. Lanzafame, MD, MBA
11:10am – 12:10pm	**PLENARY: Telepresence and the Application of Novel Technologies in MIS Training** Director: Justin Collins, MD Co-Director & Moderator: Richard M. Satava, MD Panelist: Yulun Wang, PhD
11:10 – 11:25am	*Utilizing an Accelerated Delphi Process to Develop Guidance and Protocols for the Safe Introduction of Telepresence Applications* Justin Collins, MD
11:25 – 11:40am	*From Telerobotic Surgery to Robotic Autonomy: A Personal Journey* Mehran Anvari OOnt MB BS PhD FRCS FACS
11:40 – 11:55am	*Imaging, Robotics, and Artificial Intelligence: The 3 Weapons of Choice for a Smart Surgical Training* Jacques Marescaux, MD
11:55 – 12:10pm	Discussion/Q&A – All Faculty
12:10pm – 1:25pm	**Global Perspectives in MIS Session**
12:10 – 12:18pm	*Mesh Alternatives in Hernia Repair* Ian Hodgdon, MD
12:19 – 12:27pm	*Virtual Reality to Augmented Reality imaging; The Future of Robotic Surgery* Michael McDonald, MD
12:28 – 12:36pm	*Fertility Outcomes after Surgical Management of Endometriosis* Maureen Cho, MD
12:37 – 12:45pm	*A Novel Laparoscopic Entry Port in Previous Surgery Cases: Jain Point* Nutan Jain, MD
12:46 – 12:54pm	*What the "F" is in the life of a surgeon? Life without "F" is a Lie* Ceana Nezhat, MD
12:55 – 1:03pm	*How Much is Enough? Perioperative Pain Control and Opioid Prescribing after Laparoscopy* Kari Plewniak, MD
1:04 – 1:12pm	*Dealing with Parametrium Endometriosis* Thiers Soares Raymundo, MD
1:13 – 1:21pm	*TBD* Liane S. Rogiero, MD
1:22 – 1:30pm	*Multidisciplinary Approach to Fibroid and Endometriosis Management* Ja Hyun Shin, MD
1:31pm – 1:55pm	**Discussion** Moderators: Maurice K. Chung, RPh, MD, Michael W. Cook, MD, Phillip P. Shadduck, MD
1:55pm – 2:00pm	**Concluding Remarks**

**Schedule subject to change without notice*

DAY 5: WEDNESDAY, OCTOBER 6

11:00am – 11:10am	**Welcome/Opening Remarks** Raymond J. Lanzafame, MD, MBA
11:10am – 1:25pm	**Gynecology Session**
11:10 – 11:18am	*It's in the Bag! a Review of Laparoscopic Specimen Retrieval* Elizabeth Miazga, MD
11:19 – 11:27am	*A Stepwise Approach to LeFort Colpocleisis* Samantha Benlolo, MD
11:28 – 11:36am	*Robotic Laparoscopic Isthmocele Repair in Early Pregnancy* Taralyn Sowby, DO, MBA
11:37 – 11:45am	*Postpartum Early Ruptured Interstitial Ectopic Pregnancy: A Life Threatened Event Due to Delayed Diagnosis. (Case Report)* Muad Haidar, MD
11:46 – 11:54am	*Robotic-Assisted Laparoscopic Resection of a Cornual Ectopic Pregnancy* Alexandra Goodwin, MD
11:55 – 12:03pm	*Adenomyomectomy: A Justified Surgical Challenge in Improving ART Outcome (A Case Series)* Akhileshwar Singh, MD, MS
12:04 – 12:12pm	*Surgical Field Development for Laparoscopic Hysterectomy: Extracorporeal Suspension with Straight Needle and Thread and Its Practice in Dry Box* Yasuhiko Shiki, MD
12:13 – 12:21pm	*Space Oriented Approach for Laparoscopic Hysterectomy: New Concept of Approach to Prevent Ureteral Complication Based on Clinical Pelvic Anatomy* Yasuhiko Shiki, MD
12:22 – 12:30pm	*Post Hysterectomy Parasitic Fibroids and Endometriosis* Amro Elfeky, MD
12:31 – 12:39pm	*5 Years of Performing Office Hysteroscopy With a Hand-Held Disposable Cordless Device Without Any Anesthesia- a Retrospective Review of 600 Cases* Radha Syed, MD, FACOG
12:40 – 12:48pm	*Robotic Assisted Resection of Pelvic Endometrioid Stromal Tumor Arising from Endometriosis* Shadi Seraji, MD
12:49 – 12:57pm	*Microlaparoscopic Method for Selective Appendectomy in Gynecologic Endometriosis and Pelvic Pain Surgery* Gregory Michael Swor, MD, MBA
12:58 – 1:07pm	*Trends in Inpatient Endometriosis Management in New York State, 2009-2017* Adjoa Bucknor, MD
1:08 – 1:16pm	*Does Single-Port Access (SPA) Laparoscopy Give Negative Affect on the Ovarian Reserve in Patients With Endometrioma?: Comparison of Robot Assisted Laparoscopy (RAL) and SPA* Jun-Hyeok Kang, MD
1:17 – 1:25pm	*First Reported Single-site Laparoscopic Radiofrequency Ablation of Uterine Fibroids* Eesha Bhattacharyya, MD
1:25pm – 1:55pm	**Discussion** Moderators: Louise P. King, MD, JD, Juan Salgado, MD, Jessica Ybanez Morano, MD, MPH
1:55pm – 2:00pm	**Concluding Remarks**

**Schedule subject to change without notice*

DAY 6: THURSDAY, OCTOBER 7

11:00am – 11:10am	**Welcome/Opening Remarks** Raymond J. Lanzafame, MD, MBA
11:10am – 12:10pm	**FUTURE Technology Keynote**
11:10 – 11:15am	Introduction: Richard M. Satava, MD
11:15 – 12:00pm	FUTURE Technology Keynote *Biosphere 2's Radical Experiment Global Ecology: Ecotechnic Insights for the Paradigm Shift Needed to Regenerate Our World* Mark Nelson, PhD
12:00 – 12:10pm	**Discussion** Moderators: Raymond J. Lanzafame, MD, MBA, Richard M. Satava, MD
12:10pm – 1:25pm	**State of the Art Robotics Session**
12:10 – 12:18pm	*Evaluation of a Novel Universal Robotic Surgery VR-Simulation Proficiency Index That Will Allow Comparisons of Users Across Any VR Curriculum* John Lenihan Jr., MD
12:19 – 12:27pm	*Initial Experience of Robot-Assisted Breast Conserving Surgery* Se Hyun Paek, MD, PhD
12:28 – 12:36pm	*The Current Use of Robotic Surgery in Gynecology in Ontario – A Survey* Samantha Benlolo, MD
12:37 – 12:45pm	*Single Port Robotic Assisted Laparoscopic Sacrocolpopexy: New Frontier in Minimally Invasive Abdominal Repair of Pelvic Organ Prolapse* Sofia Ahsanuddin, BS
12:46 – 12:54pm	*Robotic Surgery for Esophageal and HPB Malignancies* Sharona Ross, MD
12:55 – 1:03pm	*The Use of Robotic Surgery in Deep Infiltrating Endometriosis* Mona Orady, MD
1:04 – 1:12pm	*Technology Assisted Surgery in 2021 and Moving Forward in Urology* Timothy Brand, MD
1:13 – 1:21pm	*TBA*
1:22pm – 1:55pm	**Discussion** Moderators: Konstantinos M Konstantinidis, MD, PhD, Mona Orady, MD, Richard M. Satava, MD, Robert M. Sweet, MD
1:55pm – 2:00pm	**Concluding Remarks**

**Schedule subject to change without notice*

DAY 7: WEDNESDAY, OCTOBER 13

11:00am – 11:10am	**Welcome/Opening Remarks** Raymond J. Lanzafame, MD, MBA
11:10am – 1:25pm	**Multispecialty Session**
11:10 – 11:18am	*Burnout Among Minimally Invasive Surgeons Prior to COVID-19: Results From a Multispecialty Survey of the Society of Laparoscopic & Robotic Surgeons* Sujan Munver
11:19 – 11:27am	*Articulated Laparoscopic Instruments Emulating Robotic Features: A Learning Curve Analysis* Juan Sánchez-Margallo, Eng PhD
11:28 – 11:36am	*Safety and Feasibility of Combined Minimally Invasive Gynecologic and General Surgery* Katherine Kleinberg, DO
11:37 – 11:45am	*Laparoscopic Management of Perforated Intra-Uterine Device Embedded in the Sigmoid Colon* Golnaz Namazi, MD
11:46 – 11:54am	*Minimally Invasive Percutaneous Peripheral Nerve Stimulation for Relief of Chronic Knee Pain* Shreya Narain, BS
11:55 – 12:03pm	*Minimally Invasive Surgery Training Using Traditional Korean Culinary Art* Michael Dennis dela Paz, MD
12:04 – 12:12pm	*Dissemination of Medical Research Outputs in Times of Pandemic* Calin Tiu, MD, PhD
12:13 – 12:21pm	*Technical Approach for Robotic-Assisted Staging and Optimal Cytoreduction of Locally Advanced Endometrial Cancer* Gerald Feuer, MD
12:22 – 12:30pm	*Sentinel Lymph Node Biopsy With Indocyanine Green In Endometrial Cancer Patients – Preliminary Results* Slavcho Tomov, Prof Dr Med
12:31 – 12:39pm	*Robot-Assisted Lymph Dissection With Indocyanine Green In Cervical Cancer* Grigor Gortchev, Prof Dr Med
12:40 – 12:48pm	*Initial Surgical Management of Bulky Malignant Mixed Mullerian Tumors of the Endometrium by a Robotic Approach* Gerald Feuer, MD
12:49 – 12:57pm	*Transverse Mesocolic Internal Hernia as a Rare Cause of Small Bowel Obstruction in a Virgin Abdomen: Diagnosis, Management and Laparoscopic Repair* Alexandra Over, BS
12:58 – 1:07pm	*"SLIM-MESH": 11-Year Follow-up Study on Mid-Term Results in 43 Cases of Large-Giant/Massive Ventral Hernia* Silvio Alen Canton, MD
1:08 – 1:16pm	*Cruroplasty Reinforcement During Robotic Fundoplication for Large Paraesophageal Hernia* Massimo Arcerito, MD
1:17 – 1:25pm	*Laparoscopic Extra Peritoneal Abdominal Wall Reconstruction for Recurrent Ventral Hernia.* Rayna Walburger, BS
1:26pm – 1:55pm	**Discussion** Moderators: Collin E. Brathwaite MD, Stephen M. Kavic, MD, Sharona B. Ross, MD
1:55pm – 2:00pm	**Concluding Remarks**

**Schedule subject to change without notice*

DAY 8: THURSDAY, OCTOBER 14

11:00am – 11:10am	**Welcome/Opening Remarks** Raymond J. Lanzafame, MD, MBA
11:10am – 1:25pm	**Multispecialty Session**
11:10 – 11:18am	*Bladder Injury Repair With Barbed Sutures* Megan Stemple, MD
11:19 – 11:27m	*Robot Assisted Partial Cystectomy for Bladder Endometriosis – Dual Approach involving Cystoscopy and Robotic Surgery* Anupama Bahadur, DNB
11:28 – 11:36am	*Suburethral Endometriosis as a Clinical Finding of Extensive Disease: Case Report and Review of Literature* Maria Hincapie, MD
11:37 – 11:45am	*Hystero-Embryoscopy: Evaluation and Evacuation of Spontaneous Missed Abortions* Maria Hincapie, MD
11:46 – 11:54am	*Congenital Separated Uterine Cervix and Body* Hongxin Pan, MD, PhD
11:55 – 12:03pm	*A Case Report on Pelvic Endometriosis and Subsequent Development of Multiple Autoimmune Mediated Pain Syndromes-a Continuum of Development Over 25 Years* Radha Syed, MD, FACOG
12:04 – 12:12pm	*Kidney Living Donor and Recipient Rehearsal Platform Utilizing 3D Printed Hydrogel Models* Randeep Kashyap, MD, MPH
12:13 – 12:21pm	*Single Port Robotic Assisted Left Radical Nephrectomy: Innovative Technology for Large Renal Masses* Salma Ahsanuddin, BS
12:22 – 12:30pm	*Robotic Pyeloplasty in Patients with Duplex Collecting System with Lower Pole Uretero-Pelvic Junction Obstruction and with Multiple Crossing Vessels: Tips and Tricks* Cody Savage, BS
12:31 – 12:39pm	*Robotic Approach to Retroperitoneal Leiomyosarcoma Using a Single-Port Technology with Management of Difficult Situation* Salma Ahsanuddin, BS
12:40 – 12:48pm	*Robot-Assisted Laparoscopic Nephroureterectomy in a Horseshoe Kidney: Use of Indocyanine Green and Near-Infrared Imaging Assists with Intraoperative Assessment of Vascularity* Nermarie Velazquez, MD
12:49 – 12:57pm	*Use of a Bioregenerative Amniotic Membrane Allograft Wrap During Robot-Assisted Ureterolysis* Nermarie Velazquez, MD
12:58 – 1:07pm	*Robotic Revision of Indiana Pouch with Suture Plication: The First Reported Case* Sofia Ahsanuddin, BS
1:08 – 1:16pm	*The NESA's Trans-Douglas and Trans-Oral Surgery – State of the Art* Michael Stark, Prof Dr Med
1:17pm – 1:55pm	**Discussion** Moderators: Tim C. Brand, MD, Carson Wong, MD, Ja-Hyun Shin, MD
1:55pm – 2:00pm	**Concluding Remarks**

**Schedule subject to change without notice*

DAY 9: WEDNESDAY, OCTOBER 20

11:00am – 11:10am	**Welcome/Opening Remarks** Raymond J. Lanzafame, MD, MBA
11:10am – 12:10pm	**PLENARY: Artificial Intelligence: Making Surgery Smarter and Safer** Director: Jay A. Redan, MD Co-Director: Seda Dzhantukhanova, MD, PhD
11:10 – 11:25am	*From Driverless Cars to Surgeonless Robots* Jay A. Redan, MD
11:25 – 11:40am	*Facebook and You Tube…Can a Surgeon Learn Surgery from Social Media?* Seda Dzhantukhanova, MD, PhD
11:40 – 11:55am	*Decision-Making in Surgery: Natural or Artificial Intelligence?* Daniel Hashimoto, MD
11:55 – 12:10pm	Discussion/Q&A – All Faculty
12:10pm – 1:25pm	**Poster Session**
12:10 – 12:18pm	*Early Stamm Gastrostomy Dislodgement Rescued by Video Laryngoscope* Marycarmen Mendoza, MD
12:19 – 12:27pm	*Robotic-Assisted Pre-Peritoneal Approach for Giant Retzius Space Lipoma* Ana Vargas, MD
12:28 – 12:36pm	*Artificial Intelligence Software: Can It Help Surgeons Perform Laparoscopic Cholecystectomy?* Jacqueline Hausner, BS
12:37 – 12:45pm	*Standardization of Laparoscopic Trays Using an Inventory Optimization Model to Produce Immediate Cost Savings and Efficiency Gains* Jin Tong Du, BS
12:46 – 12:54pm	*Validation of a Laparoscopic Ureterolysis Simulation Model for Gynecology and Urology Resident Training* Ashlee Green, MD, MS
12:55 – 1:03pm	*Robotic Approach to Urinary Tract Endometriosis: Literature Review* Jordana Moura, MD
1:04 – 1:12pm	*Videolaparoscopic Approach Assisted by Robotics in Endometriosis: Sistematic Review* Jordanna Santanna Moura, MD
1:13 – 1:21pm	*TBA*
1:22pm – 1:55pm	**Discussion** Moderators: William E. Kelley, Jr., MD, Radha Syed, MD, Ian Hodgdon, MD
1:55pm – 2:00pm	**Concluding Remarks**

**Schedule subject to change without notice*

DAY 10: THURSDAY, OCTOBER 21

11:00am – 11:10am	**Welcome/Opening Remarks** Raymond J. Lanzafame, MD, MBA
11:10am – 11:55am	**EXCEL Award**
11:10 – 11:20am	**Introduction of Excel Award Recipient** Raymond J. Lanzafame, MD, MBA
11:20 – 11:50am	**Presentation by Excel Award Recipient** *Surgical Mentoring: Paying it Forward* William E. Kelley, Jr., MD
11:50 – 11:55am	**Presentation of Excel Award**
11:55am – 12:55pm	**Award Winners Replay**
11:55 – 12:03pm	**Medical Educator Consortium Award for Best Scientific Paper –** *The Effect of Body Mass Index (BMI) on Patient Outcomes Following Robotic Distal Pancreatectomy and Splenectomy* Sharona Ross, MD
12:04 – 12:12pm	**Paul Alan Wetter Award for Best Multispecialty Scientific Paper –** *Burnout Among Minimally Invasive Surgeons Prior to COVID-19: Results From a Multispecialty Survey of the Society of Laparoscopic & Robotic Surgeons* Sujan Munver
12:13 – 12:21pm	**Michael S. Kavic Award for Best Scientific Paper by a Resident –** *Improved Morbidity, Mortality, and Cost With Minimally Invasive Colon Resection Compared to Open Surgery* Hazim Hakmi, MD
12:22 – 12:30pm	**Carl J. Levinson Award for Best Video –** *It's in the Bag! a Review of Laparoscopic Specimen Retrieval* Elizabeth Miazga, MD
12:31 – 12:39pm	**Harrith M. Hasson Award for Best Presentation Promoting Education and Training –** *Development and Pilot Testing of an Intra-Operative Smartphone Application With "Critical View of Safety"-Image-Recognition and Tele-Mentoring Networking Functions Which Can Help Surgeons Prevent Bile Duct Injury Complication During Laparoscopic Cholecystectomy Procedures.* Michael Dennis dela Paz, MD
12:40 – 12:48pm	**Gustavo Stringel Award fo Best Pediatric Surgery Presentation –** *Thoracoscopic Resection of Trans-diaphragmatic Congenital Pulmonary Adenomatoid Malformation* Wendy Jo Svetanoff, MD, MPH
12:49 – 12:51pm	**Gustavo Stringel Award for Best Poster –** *Early Stamm Gastrostomy Dislodgement Rescued by Video Laryngoscope* Marycarmen Mendoza, MD
12:51 – 12:53pm	**Gustavo Stringel Award for Best Poster by a Resident –** *Validation of a Laparoscopic Ureterolysis Simulation Model for Gynecology and Urology Resident Training* Ashlee Green, MD, MS
12:53 – 12:55pm	**Gustavo Stringel Award for Best Poster by a Student –** *Artificial Intelligence Software: Can It Help Surgeons Perform Laparoscopic Cholecystectomy?* Jacqueline Hausner, BS
12:55pm – 1:00pm	**Meeting Closing Remarks**
1:00pm – 1:10pm	**CLOSING – Passing the Presidential Gavel** **President –** John E. Morrison, Jr., MD **To President Elect –** Mona Orady, MD **Presentation by –** Mona Orady, MD Introduction of New Board
1:10pm – 2:00pm	**Business Meeting**

*Schedule subject to change without notice

TAP HERE TO REGISTER

The Medical Educator Consortium Award for Best Scientific Paper

Sharona Ross, MD
The Effect of Body Mass Index (BMI) on Patient Outcomes Following Robotic Distal Pancreatectomy and Splenectomy

See this presentation on September 23, 2021

Michael S. Kavic Award for Best Scientific Paper by a Resident

Hazim Hakmi, MD
Improved Morbidity, Mortality, and Cost with Minimally Invasive Colon Resection Compared to Open Surgery

See this presentation on September 23, 2021

Paul Alan Wetter Award for Best Multispecialty Scientific Paper

Sujan Munver
Burnout Among Minimally Invasive Surgeons Prior to COVID-19: Results from a Multispecialty Survey of the Society of Laparoscopic & Robotic Surgeons

See this presentation on October 13, 2021

Harrith M. Hasson Award for Best Presentation Promoting Education or Training

Michael Dennis dela Paz, MD
Development and Pilot Testing of an Intra-Operative Smartphone Application with "Critical View of Safety" - Image-Recognition and Tele-Mentoring Networking functions Which Can Help Surgeons Prevent Bile Duct Injury Complication During Laparoscopic Cholecystectomy Procedures

See this presentation on September 23, 2021

Carl J. Levinson Award for Best Video

Elizabeth Miazga, MD
It's in the Bag! A Review of Laparoscopic Specimen Retrieval

See this presentation on October 6, 2021

Gustavo Stringel Award for Best Pediatric Surgery Presentation

Wendy Jo Svetanoff, MD, MPH
Thoracoscopic Resection of Trans-diaphragmatic Congenital Pulmonary Adenomatoid Malformation

See this presentation on September 29, 2021



Gustavo Stringel Award for Best Poster

Marycarmen Mendoza, MD
Early Stamm Gastrostomy Dislodgement Rescued by Video Laryngoscope

See this presentation on October 20, 2021



Gustavo Stringel Award for Best Poster by a Student

Jacqueline Hausner, BS
Artificial Intelligence Software: Can It Help Surgeons Perform Laparoscopic Cholecystectomy?

See this presentation on October 20, 2021

BEST OF AWARD WINNERS

Best General Surgery Scientific Paper

Se Hyun Paek, MD, PhD
Initial Experience of Robot-Assisted Breast Conserving Surgery

See this presentation on October 7, 2021

Best General Surgery Video

Alexandra Over, MD
Transverse Mesocolic Internal Hernia as a Rare Cause of Small Bowel Obstruction in a Virgin Abdomen: Diagnosis Management and Laparoscopic Repair

See this presentation on October 13, 2021

Best Gynecology Scientific Paper

Gregory Michael Swor, MD, MBA
Microlaparoscopic Method for Selective Appendectomy in Gynecologic Endometriosis and Pelvic Pain Surgery

See this presentation on October 6, 2021

Best Gynecology Video (1 of 2)

Samantha Benlolo, MD
A Stepwise Approach to LeFort Colpocleisis

See this presentation on October 6, 2021

Best Gynecology Video (2 of 2)

Taralyn Sowby, DO, MBA
Robotic Laparoscopic Isthmocele Repair in Early Pregnancy

See this presentation on October 6, 2021

Best Urology Video

Randeep Kashyap, MD, MPH
Kidney Living Donor and Recipient Rehearsal Platform Utilizing 3D Printed Hydrogel Models

See this presentation on October 14, 2021

Best Multispecialty Video

Golnaz Namazi, MD
Laparoscopic Management of Perforated Intra-Uterine Device Embedded in the Sigmoid Colon

See this presentation on October 13, 2021

HONORABLE MENTION AWARDS

Honorable Mention Best General Surgery Scientific Paper

Silvio Alen Canton, MD
"SLIM-MESH": 11-Year Follow-up Study on Mid-Term Results in 43 Cases of Large-Giant/Massive Ventral Hernia

See this presentation on October 13, 2021

Honorable Mention Best General Surgery Scientific Paper

Massimo Arcerito, MD
Cruroplasty Reinforcement During Robotic Fundoplication for Large Paraesophageal Hernia

See this presentation on October 13, 2021

Honorable Mention Best Multispecialty Video

Megan Stemple, MD
Bladder Injury Repair With Barbed Sutures

See this presentation on October 14, 2021

Honorable Mention Best General Surgery Video

Paul Toomey, MD
Robotic Distal Pancreatectomy and Splenectomy

See this presentation on September 23, 2021

Honorable Mention Best Gynecology Scientific Paper

Adjoa Bucknor, MD
Trends in Inpatient Endometriosis Management in New York State, 2009-2017

See this presentation on October 6, 2021

Honorable Mention Best Gynecology Scientific Paper

Anupama Bahadur, DNB
To Evaluate Effectiveness of a Pragmatic, Interdisciplinary Model for Enhanced Recovery After Surgery (Eras) In Gynaecological Surgeries Versus Conventional Approach: A Randomized Controlled Trial

See this presentation on September 29, 2021

Honorable Mention Best Gynecology Video

Anupama Bahadur, DNB
Robot Assisted Partial Cystectomy for Bladder Endometriosis – Dual Approach involving Cystoscopy and Robotic Surgery

See this presentation on October 14, 2021

Honorable Mention Best Gynecology Video

Yasuhiko Shiki, MD
Surgical Field Development for Laparoscopic Hysterectomy: Extracorporeal Suspension with Straight Needle and Thread and Its Practice in Dry Box

See this presentation on October 6, 2021

Honorable Mention Best Gynecology Video

Gerald Feuer, MD
Technical Approach for Robotic-Assisted Staging and Optimal Cytoreduction of Locally Advanced Endometrial Cancer

See this presentation on October 13, 2021

Honorable Mention Best Urology Video

Salma Ahsanuddin, BS
Robotic Approach to Retroperitoneal Leiomyosarcoma Using a Single-Port Technology with Management of Difficult Situation

See this presentation on October 14, 2021

Honorable Mention Best Urology Video

Nermarie Velazquez, MD
Robot-Assisted Laparoscopic Nephroureterectomy in a Horseshoe Kidney: Use of Indocyanine Green and Near-Infrared Imaging Assists with Intraoperative Assessment of Vascularity

See this presentation on October 14, 2021

CORPORATE SPONSORSHIP PACKAGES

SLS's Corporate Sponsorship Levels are geared to provide the greatest level of brand exposure, strategic access and opportunity to influence SLS members and beyond. Each level of sponsorship, regardless of level, provides a broad spectrum of benefits to support your marketing goals and objectives.

SLS works to support your organization's marketing targets, as well as to foster a productive relationship that will better and expand the field of minimally invasive surgery.

The Sponsorship Letter of Agreement must be signed by both your organization and SLS in order for sponsorship support to be acknowledged.

SPONSORSHIP BENEFITS	PLATINUM $30,000	GOLD $20,000	SILVER $10,000	BRONZE $5,000
Complimentary Registrations for Representatives to Virtual SLS MIS 2021	5	5	4	3
Recognition during Virtual SLS MIS 2021	●	●	●	●
Virtual Exhibit Hall Booth	●	●	●	●
Logo on the SLS Website, MIS Hub App, & Virtual SLS MIS 2021 Web Pages	●	●	●	●
Recognition in Pre-Conference Emails to Attendees	●	●	●	●
Priority Choice for Time Slot in the Solutions Showcase Program	●	●	●	●
Complimentary Ad in SLS Publications (JSLS, CRSLS, SLS*Now*, Online Now)	●	●	●	
Complimentary Submission for Innovation of the Year Award	●	●	●	
Complimentary Ad Retargeting Campaign on Behalf of your Organization/Event	●	●		
Discount on Open Forum Presentation or Open Forum Panel Discussion	25%			

INTELLIGENT MARKETING STARTS HERE

GUARANTEED DIGITAL REACH WITH EVERY SLS RETARGETING CAMPAIGN.
DIRECT. INTELLIGENT. TRACKABLE. QUANTIFIABLE.

THE POWER OF RETARGETING.

THE POWER OF AD RETARGETING

WHY RETARGETING?

Retargeting uses cookies to track visitors of one site and reach those same visitors with ads on other sites. Now you can retarget & advertise **directly** to SLS website visitors, SLS members, and conference attendees year-round!

GUARANTEED REACH

Ad retargeting guarantees sustained, specific exposure to the exact qualified audience you're trying to reach. No more guessing whether or not your ads are reaching the right people or if they're being seen by your potential customers.

QUANTIFIABLE ROI

Detailed analytics & reporting allow you to see your ad campaign results in real-time, including number of times your ad has been seen, number of clicks on your ad, and the geographical locations of where your ad has reached.

AD SIZES & SPECS

.JPG or .GIF static images only;
No Adobe® Flash® based Ads

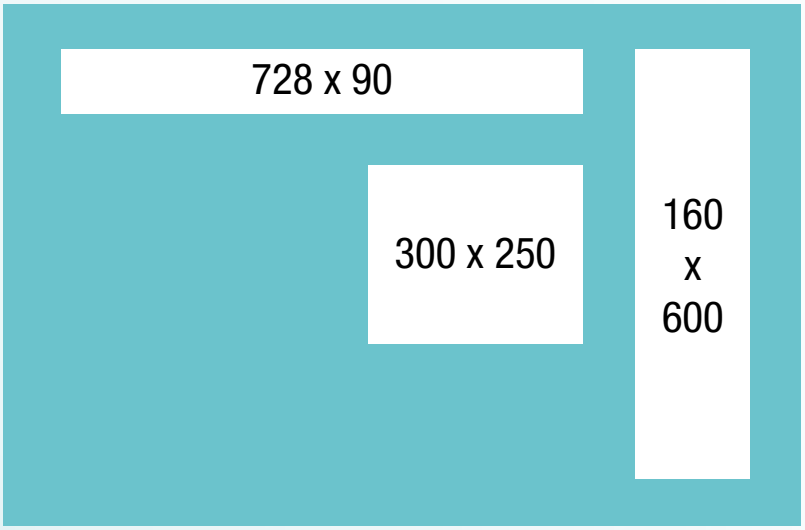

RENEW YOUR MEMBERSHIP TODAY!

"For the last 5 years I have had the opportunity to become involved with the SLS. As a urologist I have found the meetings extremely informative learning from my colleagues not just in Urology but also from the fields of General Surgery and Gynecology. It is the best collaborative meeting I have attended. Not only is the learning portion of the meeting exceptional but the people I have met nationally and internationally are truly professional whom I consider great friends as well."
- Michael McDonald, MD

- **Support the mission of SLS to improve patient care and promote the highest standards of practice through education, training, and information**
- **All SLS dues and donations are tax deductible for US Taxpayers**
- **Receive registration discounts to attend MISWeek**
- **And even more!**
  See next page for more information.

World Class Conferences and Resources

- Network with professionals from around the world
- Engage a multidisciplinary body of knowledge and professional development resources
- A wide range of programming to receive CME Credits
- Free Online CME opportunities for members

Increase the Reach of Your Practice

- Exclusive enrollment in SLS' "Find a Specialist" Patient Referral Map and Online Database
- Exclusive access to online member portal where you can connect with members worldwide

Exclusive Member Interactions

- Participate and engage in Special Interest Groups (SIG's)
- Special membership rates for Students, Residents, Fellows & Active Duty Military Personnel
- Have your successes featured in "Members in the News"

Unlock the Online World of MIS

- Unique multispecialty & multidisciplinary content
- Access SLS Scholarly Search & Open Access Titles & Videos
- Network with a range of international affiliates & opportunities to exchange ideas, techniques & technologies
- Join the conversation on our blog & social media outlets

Publications to Keep You at the Forefront of MIS

- Free Digital Subscription to *JSLS, Journal of the Society of Laparoscopic & Robotic Surgeons*
- Free Digital Subscription to *CRSLS, Case Reports Journal*
- Receive *JSLS Anywhere*, a quarterly update on *JSLS* articles
- Open access to Proceedings, Textbooks, and Websites

Member Deals & Discounts

- Access to huge savings and exclusive discounts
- Special offers, preferred seating, tickets to top attractions, theme parks, sporting events, hotels and much more!

Join or Renew Today:
SLS.org/membership