SLS*NOW*

Edition 3 & 4 | Oct - Dec 2019

YEAR IN REVIEW

PLUS
The Future of SLS

A Publication of the Society of Laparoscopic & Robotic Surgeons



Table of Contents

1 The Future of SLS

2 Letter from the President

3 JSLS Article Spotlight

4 Meet our Graduated Fellows!

5 MISWeek 2019 Recap

6 A Night Out at B.B. Kings

SPONSORED BY TRANSENTERIX

7 Hands-On Skills Courses

8 Conference Highlights

10 Explore the Exhibit Hall

11 Best of Awards - 2019

13 Thank You to Our Sponsors

14 MISWeek 2020 Call for Abstracts

15 Welcome to the Board - Dr. Toomey

16 Renew Your Membership Today

18 Member in the News

The Society of Larapoendoscopic Surgeons

is now...

SLS is a unique multispeciality and multidisciplinary organization with a global reach. Our current and past officers and members reflect interest and leadership in Laparoscopic and Robotic Surgery and represent the KOLs and pioneers in robotics and computer assisted surgery, surgical simulation, laparoscopy, endoscopy and minimally invasive surgery.

Click Here to Read More About the Announcement

A MESSAGE FROM THE PRESIDENT

JESSICA YBANEZ-MORANO, MD, MPH

> *"Learning is the beginning of wealth. Searching and learning is where the miracle process all begins. The great breakthrough in your life comes when you realize it that you can learn anything you need to learn to accomplish any goal that you set for yourself. This means there are no limits on what you can be, have or do."*
>
> *-Albert Einstein*

SLS is the largest Minimally Invasive Surgical Society of its kind in North America and Worldwide. SLS' focus is multispecialty, providing a multidisciplinary education provides a comprehensive view that is oriented toward better physician performance and improving patient outcomes.

Our Mission: SLS seeks to improve patient care and promote the highest standards of practice through education, training, and information distribution.

Our Vision: To provide a forum for the introduction, discussion and dissemination of new and established ideas, techniques and therapies in MIS. To ensure access to the newest ideas and approaches, as rapidly as possible.

Our membership includes surgeons and other health professionals which provides a multi-faceted understanding of minimally invasive surgical techniques and technologies. We sponsor several educational opportunities for residents and fellows who are interested in minimally invasive surgery or surgical simulation. SLS provides a platform for clinical learning and endeavors to maintain a foundation of empathetic support for the well-being of our membership. The dissemination of new technology and introduction of innovative techniques are facilitated by the SLS annual meeting (MISWeek); our multispecialty, peer-reviewed journals (JSLS and CRSLS); and other educational events.

SLS is innovative, creative and proactive in encouraging our membership to engage in advancing their practice of minimally invasive surgery. We utilize various modalities of learning with kinesthetic (moving), visual (seeing), auditory (hearing) and tactile (touching) teaching sessions via hands-on workshops, simulation labs, role-playing scenarios and didactics. Our plenary sessions are current, practical, evidence-based and relevant. We incorporate the expertise of expert faculty and guest lecturers in dynamic "real-life" situations. We include and encourage audience participation in our open forums, pro-con debates, and team discussions. Most importantly, we learn from a multi-cultural and multi-specialty base as a result of our affiliation with a diverse group of over 25 surgical societies world-wide.

We learn from the past drawing evidence-based conclusions regarding the results of using various tools, techniques and technologies. We live in the present to provide best practices. We dream for the future by facilitating innovative ideas, improved options and novel alternatives. Our ultimate goal is promoting strategies that will yield improved outcomes for our patients.

It is with great pride that we welcome you to the SLS family.

Jessica Ybanez-Morano, MD, MPH
President, SLS Board of Directors

Article Spotlight

JSLS

Thoracic Endometriosis Syndrome: A Review of Diagnosis and Management

JSLS (2019) 23(3):00029
Review Article

Camran Nezhat, MD, Steven R. Lindheim, MD, MMM, Leah Backhus, MD, Mailinh VU, MD, Nataliya Vang, MD, Azadeh Nezhat, MD, and Ceana Nezhat, MD

Abstract

Background:
Endometriosis is characterized by the presence of endometrial-like glands and stroma outside the uterine cavity and is believed to affect 6%–10% of reproductive-age women. Endometriosis within the lung parenchyma or on the diaphragm and pleural surfaces produces a range of clinical and radiological manifestations. This includes catamenial pneumothorax, hemothorax, hemoptysis, and pulmonary nodules, resulting in an entity known as thoracic endometriosis syndrome (TES).

Database:
Computerized searches of MEDLINE and PubMed were conducted using the key words "thoracic endometriosis," "catamenial pneumothorax," "catamenial hemothorax," and "catamenial hemoptysis." References from identified sources were manually searched to allow for a thorough review.

Conclusion:
TES can produce incapacitating symptoms for some patients. Symptoms of TES are nonspecific, so a high degree of clinical suspicion is warranted. Medical management represents the first-line treatment approach. When this fails or is contraindicated, definitive surgical treatment for cases of suspected TES uses a combined video laparoscopy performed by a gynecologic surgeon and video-assisted thoracoscopic surgery performed by a thoracic surgeon. Postoperative hormonal suppression may further reduce disease recurrence.

Keywords: Thoracic endometriosis, Catamenial pneumothorax, Catamenial hemothorax, Catamenial hemoptysis, Diaphragmatic. endometriosis

Endometriosis is a common, benign condition characterized by the presence of endometrial-like glands and stroma outside the uterine cavity. It is estimated that endometriosis affects approximately 6%–10% of reproductive-aged women; however, we believe that the incidence of endometrioisis is much higher.[1] Among this population, 12% are estimated to experience endometriosis of nonreproductive organs, referred to as extragenital endometriosis.[2,–7] The most common site of endometriosis outside of the abdominopelvic cavity is within the thoracic cavity[8,–10] **(Figure 1)**. Endometriosis within the lung parenchyma or on the diaphragm and pleural surfaces produces a range of clinical and radiological manifestations, including catamenial pneumothorax, catamenial hemothorax, catamenial hemoptysis, and pulmonary nodules. Collectively, this is known as thoracic endometriosis syndrome (TES).[8,–10] Recently, Bobbio et al. proposed expanding this classic definition of TES to include endometriosis-related...

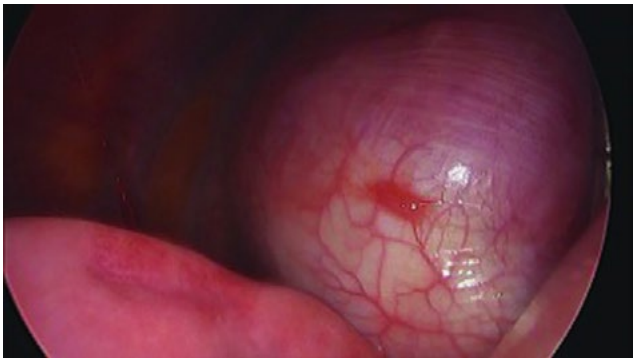

Figure 1. Pleural endometriosis.

To read more of this article, please **click here.**

Meet the *Graduated Fellows*

Mailinh Vu, MD

"After completing my fellowship training with Dr. Camran Nezhat at the Center for Special Minimally Invasive and Robotic Surgery in Palo Alto, California, I joined a large private practice, Complete Women Care, in Long Beach, California. With its own 24/7 GYN Emergent Care Center and independent surgical institute, I am able to provide expeditious quality care for women in need of medical or surgical management. With the skills and knowledge garnered from residency and fellowship, I am excited to embark on my career as a gynecologic surgeon, with special interests in endometriosis, infertility, and chronic pelvic pain."

Fellow at:
Fellowship in Minimally Invasive & Robotic Surgery in Gynecology & Reproductive Surgery
Director: Camran Nezhat, MD - Palo Alto, CA

Nataliya Vang, MD

Dr. Vang is originally from Ukraine. She went to college at University of California Davis, where she studied neurobiology, physiology and behavior as well as Russian literature. She earned her medical degree from Ross University in the West Indies and completed her residency training at Staten Island University Hospital, New York. Dr. Vang recently finished her fellowship in minimally invasive and robotic surgery in gynecology and reproductive surgery, trained by a world class surgeon, pioneer and innovator Dr. Camran Nezhat in Palo Alto, California. Dr. Vang resides in Lodi, California with her husband and son. She has joined Sutter Medical Group in Stockton and is thrilled to incorporate the latest surgical techniques into her practice.

Fellow at:
Fellowship in Minimally Invasive & Robotic Surgery in Gynecology & Reproductive Surgery
Director: Camran Nezhat, MD - Palo Alto, CA

To apply to this or any of our SLS fellowships, please click this box or visit:

http://sls.org/sls-fellowship-programs/sls-fellowship-application/

MINIMALLY
INVASIVE
SURGERY WEEK
2019
The ROOSEVELT
WALDORF ASTORIA HOTEL

A NIGHT OUT AT B.B. KINGS

Sponsored by TransEnterix, the MISWeek 2019 social event was held at B.B. King's Blues Club, one of New Orlean's premiere locations for food and live music in the French Quarter. Guests danced and enjoyed quintessential cajun cuisine while enjoying live music from the B. B. King's Blues Club All-Star Band.

HANDS ON SKILLS COURSES

In partnership with Louisiana State University, MISWeek 2019 hosted 5 hands-on skills courses: Vertical Zone Suturing Skills Course - Advanced Laparoscopic Suturing - for the Gynecologist, Urologist, and General and Robotic Surgeon; Hysteroscopy Skills Course; Current Problems in General Surgery - Perspectives From the Experts; CO_2 Laser Skills Course by Lumenis, and Senhance Robotic Surgery Skills Course by TransEnterix. These courses provided attendees the opportunity to practice skills and learn about unique problems and cases in their fields. Thank you to our faculty and sponsoring corporate partners for your time and dedication!

CONFERENCE HIGHLIGHTS

THE FUTURE OF MIS
NEW ORLEANS

EXHIBIT HALL

MIS WEEK 2019 BEST OF AWARD RECIPIENTS

Gbale Dawodu, MD
Michael S. Kavic Award for Best Scientific Paper by a Resident
Subcutaneous Onlay Laparoscopic Approach (SCOLA) for Mesh Repair of Umbilical Hernia with Concurrent Plication of Diastesis Recti

Harley Moit, DO
Harrith H. Hasson Award for Best Presentation Promoting Education or Training
Standardized Robotic Training and Evaluation in a General Surgery Program

Alexander Rosemurgy, MD
Paul Alan Wetter Award for Best Multispecialty Scientific Paper
Robotic Pancreaticduodenectomy: Where Does Time Go?

Mailinh Vu, MD
Carl J. Levinson Award for Best Video
Mending a Niche: Laparoscopic and Hysteroscopic Repair of a Cesarean Scar Defect

Gbale Dawodu, MD
Best Scientific Paper / General Surgery
Subcutaneous Onlay Laparoscopic Approach (SCOLA) for Mesh Repair of Umbilical Hernia with Concurrent Plication of Diastesis Recti

Kelli McEntee, MD
Best Scientific Paper / Gynecology
Post-Operative Opioid Prescribing and Consumption Patterns after Hysterectomy: a Prospective Cohort Study

John Van Savage, MD
Best Scientific Paper / Urology
Use of Dusting versus Basketing During Ureteroscopic Holmium Laser Lithotripsy of Renal Calculi in Children



Matthew Burstein, MD, Ph.D
Best Video / General Surgery
Utilization of Robotic Approach for Median Arcuate Ligament Release in a Petite Patient

Mailinh Vu, MD
Best Video / Gynecology
Mending a Niche: Laparoscopic and Hysteroscopic Repair of a Cesarean Scar Defect

Ellie Kaplan-Marans, MD
Best Video / Urology
Novel Intraureteral Use of Indocyanine Green (ICG) for Robotic and Laparoscopic Surgery

Mireille Truong, MD
Best Video / Multispeciality
Peritoneal Entry of Laparoscopic Surgery: Techniques, Tips, and Tricks

William Vintzileos, MD
Best Video by a Resident
Laparoscopic Resection of a Cervical Diverticulum

Takashi Yamada, MD, Ph.D
Best Poster
A Case of Paratubal Adrenal Rest Tumor

Thomas Shelton
Best Poster by a Resident
Robotic-Assisted Uretero-Ureterostomy: Technical Modifications to Enhance a Challenging Procedure

Hope Conrad
Best Poster by a Medical Student
Femoral Neuropathy in Gynecological Surgery An Anatomical Perspective

HONORABLE MENTIONS

Michael S. Kavic Award for Best Scientific Paper by a Resident
Kelli McEntee, MD
Harley Moit, DO

Harrith H. Hasson Award for Best Presentation Promoting Education or Training
Diego Lima, MD
Mireille Truong, MD
Ashley Hilton, MD

Paul Alan Wetter Award for Best Multispecialty Scientific Paper
Emery Salom, MD
Diego Lima, MD
Robert Sweet, MD

Carl J. Levinson Award for Best Video
Elie Kaplan-Marans, MD
Matthew Burstein, MD, PhD
Pavan Ananth, MD, MPH
William Vintzileos, MD

Scientific Paper / General Surgery
George K. Gillian, MD
Harley Moit, DO
Shu-Hung Chuang, MD, PhD

Scientific Paper / Gynecology
Antoine Watrelot, Prof Dr Med
Radha Syed, MD
Kelly Benabou, MD

Video / General Surgery
Hiroki Sunagawa, MD
Kevin C. Brown, MD
Meagan Read, MD
Osvaldo Zumba, MD

Video / Gynecology
Pavan Ananth, MD, MPH
William Vintzileos, MD
Gregory K. Lewis, MD

Video / Urology
Elie Kaplan-Marans, MD

Congratulations to All Our Award Recipients!

THANK YOU
TO OUR SPONSORS

Gold

Silver

GENERAL SURGERY NEWS

Bronze

Medtronic

SOCIETY OF LAPAROSCOPIC AND ROBOTIC SURGEONS

PRESENTS

MINIMALLY INVASIVE SURGERY WEEK

THE FUTURE OF MIS

HONOLULU

AUG 26 – AUG 29

2020

HILTON HAWAIIAN VILLAGE® WAIKIKI BEACH RESORT

ANNUAL MEETING | The World Summit | Surgical Endoscopy | OBGyn Laparoscopy | Endourology | Robotic Surgery

CALL FOR ABSTRACTS

ABSTRACT COLLECTION OPEN

October 1, 2019 - February 1, 2020

Scientific Papers / Open Forums / Videos / Posters

Michael S. Kavic Award for Best Resident Paper ($1000 Award)
Carl J. Levinson Award for Best Video ($500 Award)
Harrith H. Hasson Award for Best Presentation Promoting Education & Training ($500 Award)
Paul Alan Wetter Award for Best Multispecialty Scientific Paper ($500 Award)
Best Poster Award ($250 Award)
Best Poster by a Resident Award ($250 Award)

Accreditation: The Soceity of Laparoendoscopic Surgeons (SLS) is accredited by the Accreditation Council for Continuing Medical Education to provide continuing medical education to physicians.
Designation: This live activity has been approved for *AMA PRA Category 1 Credit(s)*™

Submit online: www.MISWeek.org

The SLS Board of Directors Formally Welcomes

Paul Toomey, M.D.

Dr. Paul Toomey is the President/CEO, Florida Surgical Specialists; Director; Florida Surgical Specialists Enhanced Surgery Fellowship Program; Director, Heartburn and Hernia Center; Chair, Commission on Cancer, Manatee Memorial Hospital.

Dr. Toomey arrived in Bradenton in 2015 after completing his surgical training. He is originally from Hagerstown, Maryland. He completed his undergraduate degree at Duke University in 2004 majoring in Biomedical Engineering. He did his General Surgery training at the University of South Florida and is fellowship trained in Hepatopancreatobiliary & Foregut Advanced Laparoscopic & Robotic Surgery. He completed his fellowship in 2013 at Florida Hospital Tampa.

Dr. Toomey is a board-certified General Surgeon and an academician at heart, with 21 publications and 41 national/regional presentations. He did a research fellowship from 2011-2012 at the Moffitt Cancer Center, focusing on cancer immunology for melanoma and pancreatic cancer. He is married to Dr. Karen Matta-Toomey, an Obstetrician & Gynecologist at West Coast Ob/Gyn in Bradenton, FL and has two beautiful daughters. He is the director of the Florida Surgical Specialists Enhanced General Surgery Fellowship: Advanced Laparoscopic and Robotic Foregut, Hernia and Colorectal Fellowship.

Click Here to Meet the Board of Directors

RENEW YOUR MEMBERSHIP TODAY!

"[SLS has], quite honestly, the most impressive information available to surgeons today."
- Richard M. Satava, MD

"SLS provides a collegial and open forum atmosphere for interdisciplinary discussion and dissemination of new and established ideas, techniques and therapies."
- Raymond J. Lanzafame, MD, MBA

- **Support the mission of SLS to improve patient care and promote the highest standards of practice through education, training, and information**
- **All SLS dues and donations are tax deductible for US Taxpayers**
- **Receive registration discounts to attend MISWeek 2020**
- **And even more!**
  See next page for more information.

World Class Conferences and Resources

- Network with professionals from around the world
- Engage a multidisciplinary body of knowledge and professional development resources
- A wide range of programming to receive CME Credits

Increase the Reach of Your Practice

- Exclusive enrollment in SLS "Find a Specialist" Patient Referral Map and Online Database
- Exclusive access to online member portal where you can connect with members worldwide

Exclusive Member Interactions

- Participate and engage in Special Interest Groups (SIG's)
- Special membership rates for Students, Residents & Fellows
- Have your successes featured in "Members in the News"

Unlock the Online World of MIS

- Unique multispecialty & multidisciplinary content
- Access SLS Scholarly Search & Open Access Titles & Videos
- Network with a range of international affiliates & opportunities to exchange ideas, techniques & technologies
- Join the conversation on our blog & social media outlets

Publications to Keep You at the Forefront of MIS

- Free Digital Subscription to JSLS, Journal of the Society of Laparoscopic & Robotic Surgeons
- Free Digital Subscription to CRSLS, Case Reports Journal
- Receive JSLS Anywhere, a quarterly update on JSLS articles exclusive to members
- Open access to Proceedings, Textbooks, and Websites

Member Deals & Discounts

- Access to huge savings and exclusive discounts
- Special offers, preferred seating, tickets to top attractions, theme parks, sporting events, hotels and much more!

Join or Renew Today:
SLS.org/membership

Member in the News

"Saint Francis Memorial Hospital patient Autumn Alvarez needed a hysterectomy in her late 40s to stop the threat of cervical cancer. But she didn't want the surgery to interfere with her busy job and yoga practice. She found Dr. Mona Orady at Saint Francis, who performed the surgery as a micro-laparoscopy with only 3 mm incisions. Autumn was able to get back to her life only 3 days after surgery. This is the first time a hysterectomy has ever been completed in this way."

SOURCE: DIGNITY HEALTH BASA