

INSTRUCTIONS – ONLINE ABSTRACT SUBMISSION FORM

Enter the title of your submission. Use proper capitalization – DO NOT type in all upper case or all lower case letters.

Title *

Enter the FULL TITLE of your submission. Use proper capitalization - DO NOT type in all upper case or all lower case letters.




A text input field for the title. Above the input area is a toolbar with icons for undo, redo, italic, subscript, superscript, and a symbol icon. The input area contains the placeholder text "Type something" and a character count "0" in the bottom right corner.

Word Count: 0/50

Select the type of presentation you are submitting from the drop down menu.

Presentation *

Please choose your preferred means of presentation

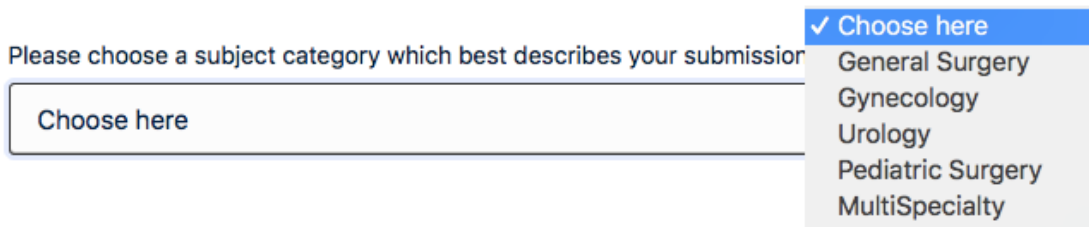


A drop-down menu with a text box containing "Choose here". The menu is open, showing the following options: "Choose here" (selected), "Scientific Paper", "Video", "Poster", "Open Forum", and "Open Forum Video".

Select the Category (Specialty) for which you are submitting.

Categories *

Please choose a subject category which best describes your submission



A drop-down menu with a text box containing "Choose here". The menu is open, showing the following options: "Choose here" (selected), "General Surgery", "Gynecology", "Urology", "Pediatric Surgery", and "MultiSpecialty".

- Enter the Author and Co-Author’s names and affiliations.
- Check the box labeled “Presenting” for the presenting author.
Click the button labeled “Add Another Affiliation” if you need to add any additional affiliations for an author or co-author.
- Click the button labeled “Add Another Author” to add each co-author.

The image shows a form for entering author information. At the top, it is titled "Author 1" and has a "Remove Author" button. Below this are three input fields for "First Name *", "Middle Initial", and "Last Name *". Underneath these are two more fields: "Presenting" with a checkbox (circled in red) and "Degree *" with a dropdown menu (containing "Choose here" and a downward arrow) and "Other Degree".

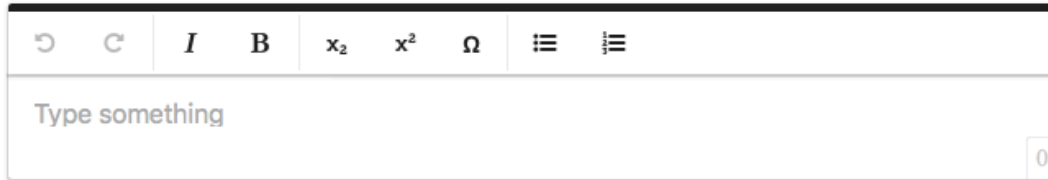
Below the degree fields is a section titled "Author 1 Affiliations". Under this section is "Affiliation 1" with a "Remove Affiliation" button. Below that are four input fields: "Institution *", "City *", "State/Province", and "Country *" (with a dropdown menu containing "Choose here" and a downward arrow). Below these fields is a button labeled "+ Add Another Affiliation" (circled in red).

At the bottom of the form is a dark blue button labeled "Add Another Author" (circled in red).

Enter your abstract text. Maximum of 250 words. When completing the field for your abstract text, it is easiest to copy and paste straight from a Word document. If your word count is over the limit, your submission will automatically be marked as incomplete.

Abstract Text *

Please enter an abstract of your paper (max 250 words)

A rich text editor interface with a toolbar containing icons for undo, redo, italic, bold, subscript, superscript, insert link, and insert image. Below the toolbar is a text input field with the placeholder text "Type something" and a small box on the right showing the character count "0".

Word Count: 0/250

If submitting a video, copy/paste the link to the video you uploaded to SLS's YouTube review site.

Video Submissions - Provide link to video

Please provide a link to your video on SLS's video review site. To upload your video, go to www.YouTube.com, User Name: **SLSVideoReview**, Password: **AbstractsSLS19**. Please review the Abstract Guidelines for detailed video requirements.

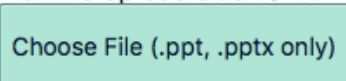
A text input field containing the URL "https://www.youtube.com/watch?v=jgpJVI3tDbY&t=2641s".

If submitting a poster, upload your completed PowerPoint poster slide on the SLS EPoster Template Slide.

Poster Presentations / Poster Slide

Please upload your completed poster slide here. Poster must be completed on the **SLS E-Poster Template** slide. Please see the Guidelines for Abstracts for detailed poster requirements.

Max file upload size 10MB

A green button with the text "Choose File (.ppt, .pptx only)".

Please indicate if you are a Resident, Fellow (within 5 years of medical school graduation), Medical Student, or Undergraduate

Residents, Fellows, Medical Students, Undergraduates *

Are you a Medical Student, a Resident, a Fellow within 5 years of medical school graduation, or an Undergraduate Student?

Choose here

- ✓ Choose here
- No
- Medical Student
- Resident
- Fellow
- Undergraduate

Check the box to confirm that, if accepted for presentation, one author/co-author will register, attend, and present your submission at MISWeek.

Author will attend *

I confirm that at least one author will register in full to attend and present the paper at the Conference

Check the box to confirm that the submission has been approved by all authors / co-authors.

Author Approval *

I confirm that this submission has been approved by all authors

Check YES to confirm that you have read the privacy policy and consent to publish all author and co-author names and contact information in conference-related materials.

If you check NO that you do not consent, your submission cannot be presented in a CME session and will only be eligible, if accepted, to be presented as an Open Forum Non-CME presentation.

Permission to Publish, Privacy Policy & Consent *

By checking "YES", I state that I have read the [privacy policy](#) and grant consent to use my data. I give explicit consent to publish all author and co-author names and contact information in conference-related materials, both printed and online. I give you permission to publish my submission on electronic media and in hardcopy if it is accepted for presentation.

By checking "NO", I state that I have read the [privacy policy](#) and do not grant consent to publish all author and co-author names and contact information in conference-related materials, both printed and online. I understand and agree that my submission cannot be presented in a CME session and will only be eligible to be accepted and presented as an Open Forum Non-CME presentation.

Yes

No

A completed Disclosure Affidavit is required for each and every author and co-author. **ONLY ONE DISCLOSURE AFFIDAVIT IS TO BE SUBMITTED PER PERSON, NO MATTER HOW MANY SUBMISSIONS ON WHICH THEIR NAMES ARE INCLUDED.** Do not complete a disclosure form more than one time. If you have any edits or corrections to a submitted disclosure, contact Abstracts@SLS.org for assistance.

Disclosure Affidavit

A completed Disclosure Affidavit is **required** for all authors and co-authors.

ONLY ONE COMPLETED DISCLOSURE FORM IS REQUIRED PER AUTHOR & CO-AUTHOR, no matter how many abstracts are submitted.

If you or your co-author(s) have already completed a disclosure, PLEASE DO NOT FILL OUT THE FORM AGAIN.

Disclosures can be completed at [Click here to complete your disclosure affidavit.](#)

Review your entry for prior to completing your submission.

Review Your Entry

Please review all entries for accuracy and completeness before submitting.

Click the button labeled SUBMIT once you have completed the form.

